

//////////////////// 2016-17 TRACK & FIELD //////////////////////



# EASTERN<sup>EIU</sup> ILLINOIS<sup>TM</sup>

## LEGION OF BLUE

//////////////////// [WWW.EIUPANTHERS.COM](http://WWW.EIUPANTHERS.COM) //////////////////////



INSPIRING EXCELLENCE  
SINCE 1948

# 2017 EASTERN ILLINOIS TRACK

## EASTERN ILLINOIS CONFERENCE CHAMPIONSHIPS

### Men's Indoor Track - Ohio Valley Conference

1997, 1998, 1999, 2001, 2002, 2003, 2004, 2005,  
2006, 2007, 2009, 2010, 2011, 2012, 2013, 2016, 2017

### Men's Outdoor Track - Ohio Valley Conference

1997, 1998, 1999, 2000, 2001, 2002, 2003  
2004, 2007, 2009, 2010, 2011, 2012, 2013, 2015

### Women's Indoor Track - Ohio Valley Conference

2007, 2009, 2010, 2011, 2012, 2015, 2017

### Women's Outdoor Track - Ohio Valley Conference

2007, 2009, 2010, 2011, 2012, 2013, 2016, 2017

### Men's Cross Country - Ohio Valley Conference

1996, 1998, 2000, 2001, 2002, 2003, 2005

### Women's Cross Country - Ohio Valley Conference

2001, 2011

### Men's Indoor Track - Mid-Continent Conference

1987, 1989, 1991, 1992, 1995, 1996

### Men's Outdoor Track - Mid-Continent Conference

1981, 1985, 1987, 1988, 1989,  
1990, 1991, 1992, 1995, 1996

### Men's Indoor Track - IAC

1967

### Men's Cross Country - Mid-Continent Conference

1978, 1979, 1981,

### Men's Cross Country - IAC

1967, 1968, 1969

## EASTERN ILLINOIS 2017 SCHEDULE

### INDOOR SEASON

**DEC. 9**

Jan. 14

**JAN. 21**

Jan. 27-28

Feb. 3-4

Feb. 10

**FEB. 17**

Feb. 24-25

**EIU EARLY BIRD**

at Illini Classic

**EIU JON CRAFT INVITE**

at Indiana Relays

at Notre Dame Mayo

at Grand Valley State Big Meet

**EIU FRIDAY NIGHT SPECIAL**

OVC Championships (at EIU)

### OUTDOOR SEASON

March 25

**MARCH 31**

**APRIL 1**

April 8

April 13-14

April 15

April 15

April 22

April 27-29

May 5

May 6

May 11-13

May 25-27

at SIU Bill Cornell

**EIU BIG BLUE CLASSIC**

**EIU BIG BLUE CLASSIC**

at ISU Redbird

at Mt. SAC Relays

at WIU Lee Calhoun

at Long Beach State Invite

at Illinois Twilight

at Drake Relays

at Wisconsin Alumni

at Indiana State Twilight

at OVC Championships (at JSU)

at NCAA West Regional (at Texas)

## EASTERN ILLINOIS NATIONAL CHAMPIONSHIPS

1968

**Men's  
Cross Country  
NCAA College  
Division**

1969

**Men's  
Cross Country  
NCAA College  
Division**

1977

**Men's  
Cross Country  
NCAA Division II**

1974

**Men's  
Track & Field  
NCAA Division II**

# PANTHER COACHING STAFF



## TOM AKERS FILE

### EDUCATION

University of Northern Iowa (1979)  
 ..... B.S. in Physical Education and Health

### ATHLETIC CAREER

University of Northern Iowa (1976-79)  
 ..... 8-Time National Qualifier and All-American Hurdler

### HEAD COACHING CAREER

1996-Present.....Eastern Illinois University  
 1995 ..... Eastern Illinois University (Interim)  
 1993-94 ..... Catalina Foothills (AZ) High School

### ASSISTANT COACHING CAREER

1992 ..... Palo Verde (AZ) High School  
 1983-90 ..... Eastern Illinois University

### TEACHING CAREER

1982-90 / 1995-2004 ..... Eastern Illinois University  
 1990-94 ..... University of Arizona

### AWARDS

OVC Indoor Track & Field "Coach of the Year"  
 1997, 1998, 1999, 2001, 2002, 2003, 2004, 2005, 2006  
 2007, 2009, 2010, 2011, 2012, 2013, 2015, 2016  
 OVC Outdoor Track & Field "Coach of the Year"  
 1997, 1998, 1999, 2000, 2001, 2002, 2003, 2007, 2009  
 2010, 2011, 2012, 2013, 2015, 2016, 2017

Tom Akers was inducted into the Illinois Track and Field Hall of Fame in December of 2015, one of the many highlights he has had in his 20-plus years as the director of Eastern Illinois Track and Field. Entering his 22nd season in 2016-17, Akers has created one of the most dominant programs in the Ohio Valley Conference across any sport.

Since Eastern Illinois joined the Ohio Valley Conference in 1996-97, the Panthers men's track and field programs have won an unprecedented 32 OVC titles. The Panthers have 17 indoor track titles (1997, 1998, 1999, 2001, 2002, 2003, 2004, 2005, 2006, 2007, 2009, 2010, 2011, 2012, 2013, 2016, 2017) and 15 outdoor titles (1997, 1998, 1999, 2000, 2001, 2002, 2003, 2004, 2007, 2009, 2010, 2011, 2012, 2013, 2015). In 2009 he took over duties as the women's track head coach leading the Panthers to four straight OVC Women's Indoor and Outdoor titles from 2009-12. The women added three additional outdoor titles in 2013, 2016 and 2017, and returned to the top of the podium with indoor championships in 2015 and 2017. Akers has been named the OVC Coach of the Year a total of 42 times.

Akers is the director of the Panthers track and field/cross country programs while serving as the head coach for both the men's and women's track and field programs. He currently coaches middle distance, hurdles, jumps, pole vault and sprints as his specialty area but has coached every event area during his long coaching career. He served as the interim head coach in spring of 1995 before being named head coach for the 1996 season. During his first two seasons EIU competed in the Mid-Continent Conference sweeping the indoor and outdoor championships both seasons. He was promoted to Director of Track/Field and Cross Country in 2002. During his tenure as head coach, EIU has had nine Division I first team All-Americans and a total of 19 All-Americans (first, second and honorable mention honors). At the OVC level EIU has won more than 200 individual OVC conference champions with 24 OVC Athletes of the Year, seven OVC Freshmen of the Year and seven OVC Championship MVP's.

One of the 24 OVC Athletes of the Year was Zye Boey who posted one of the most decorated seasons in school history under Akers tutelage. Boey earned first team All-American honors in the 200m dash at the NCAA Indoor National Championships. He would later earn All-American honors at the NCAA Outdoor National Championships in 100m and 200m sprints. In the summer of 2012 Boey competed at the US Olympic Trials in both events. Boey finished his career with a grand total of five All-American honors, five OVC Track Athlete of the Year honors, five OVC Championship MVP awards and OVC Freshman of the Year honors.

From 1983-90, Akers was an EIU assistant coach when the Panthers won six indoor/outdoor Mid-Continent Conference championships. He was responsible for recruiting and coaching EIU's first NCAA Division I National Champion, Jim Maton from Shelbyville, who was a four time NCAA All-American in 1987-88. Maton won the 800 meter run (1:49.3) at the 1988 NCAA indoor championship. A multiple Mid-Continent Conference champion and league 'Athlete of the Year', Maton holds most school records in the middle distance events.

Akers also recruited Dan Steele from Sherrard High School. He was a two-time Division I All-American and national champion in the 400 hurdles in 1992. His twin brother, Darrin, was an All-American decathlete in 1992. Both were members of the USA Olympic Bobsled Team that competed in the 1998 Nagano Winter Olympics, and Dan was also a member of the Bronze Medal winning bobsled team at the 2002 Salt Lake City Olympics.

As the program director, EIU has added nine first team All-American honors with the most recent coming by Peter Geraghty in the outdoor pole vault in 2014. Jade Riebold earned All-American honors in the women's pole vault when she placed second in the nation at the 2013 indoor national championships and third at the 2014 outdoor national championships. Mick Viken earned first team All-American honors in the 2013 indoor pole vault. Boey was a first team All-American in the 200m indoor meet in 2011. Ron White posted outdoor All-American honors in the javelin in 2000 and 2002. Gabe Spezia was a two-time All-American in the indoor hurdles in 1999 and 2000.

In 2016, Akers coached Haleigh Knapp to indoor and outdoor school records in the high jump. In the indoor season Knapp tied the OVC indoor championship record as she won the event with a jump of 5'.09.75'. In the outdoor season, Knapp won the high jump title at the OVC championships and also has the OVC record. Knapp qualified for the NCAA D1 Regional with a jump of 6'.05 and finished 13th. Akers also coached Brion Portis to a NCAA D1 Regional qualifying jump of 41'.1 which ranks 3rd on the EIU career list.

In 2009 EIU climbed as high as No. 33 in the Indoor National rankings as senior David Holm and freshman Zye Boey both advanced to the NCAA Indoor National Championships. In terms of records, EIU athletes have set 22 men's and 36 women's school records during Akers tenure as head coach.

From 1990-94, Akers was a member of the department of Exercise and Sport Sciences at the University of Arizona. During his tenure there, he served as the assistant track coach at Palo Verde High School in 1992, and then started the boys/girls track program at Catalina Foothills High School in Tucson.

Akers received his undergraduate degree from the University of Northern Iowa in 1979. While there he was a two-time co-captain and set school and conference records in the 110 and 400 meter hurdles. His conference record in the 110 stood for 17 years until broken in 1996. An eight-time national qualifier, he earned 1979 All-American honors in the 400 hurdles. He and his wife, Joelyn, have two sons, Clayton and Blake.

# PANTHER COACHING STAFF



Jessica Sommerfeld was hired as the assistant head coach for men's and women's track & field at Eastern Illinois in August, 2008. Sommerfeld serves as the Panthers throws coach.

In her first eight seasons at EIU, Sommerfeld has coached 23 OVC champions and eight athletes that have advanced to the NCAA Regional during the outdoor season. The Panthers have swept both the men's and women's indoor and outdoor conference championships in five of the seven seasons with Sommerfeld on the staff.

During the 2017 indoor and outdoor season, Sommerfeld again coached athletes that helped rewrite the Panthers throws record book. Bryn Buckwalter was a three time All-OVC selection winning both the discus and shot put titles during the outdoor OVC Championships. Buckwalter advanced to the NCAA West Regional placing 27th. During the outdoor season she set the school record in the hammer throw. On the men's side Sommerfeld coached Adam Kessler and Riley Kittridge to the top two podium spots in the shot put at the OVC Indoor Championships. Combined during the year a total of 12 marks landed in the EIU career top ten with a six athletes earned All-OVC honors.

During the 2016 indoor and outdoor seasons, Sommerfeld coached Bryn Buckwalter to two Ohio Valley Championships in the indoor and outdoor shot put. She also coached Janie Howse to a school record and Ohio Valley indoor conference championship in the weight throw, and an outdoor school record in the hammer throw.

During the 2014 season Sommerfeld coached a young group that consisted of nine underclassmen competitors. That group posted six marks that ranked in the EIU career top ten during the indoor and outdoor seasons.

During the 2012 season her throwers posted eight marks that landed in the EIU career top ten after her group posted 12 marks that landed in the EIU career top ten list in 2011.

In 2010 Sommerfeld coached EIU thrower Kandace Arnold as she set five EIU records for throws and was named the OVC Female Athlete of the Year. Arnold would place 8th in the shot put at the NCAA Regional becoming the first EIU female track athlete to advance to the NCAA National Championships. Arnold would finish 16th in the nation.

Prior to coming to EIU she worked four seasons at South Dakota State University where she coached throwing events for the Jackrabbits. Sommerfeld coached several Independent champions in throwing events as SDSU made the transition from the NCAA Division II to NCAA Division I level. The team competed as a member of the Summit League in 2008 finishing second in both the indoor and outdoor championships.

Among her coaching accomplishments at SDSU were coaching four regional qualifiers in the shot put and discus. Sommerfeld's throwers established school records in the men's javelin, men's hammer and women's hammer for outdoor track while setting new marks for men's and women's weight throw indoors. Her athletes hold a combined 18 top five marks for throwing events. She coached Sara Ackman to the USATF Junior Nationals in the discus where Ackman earned Junior All-American honors.

Sommerfeld also coached at TCU for two seasons helping the Horned Frogs win the 2003 Conference USA men's outdoor title and 2004 C-USA women's indoor crown. She coached former high school standout Zelma Wade to a qualifying mark for the Junior National Meet held in College Station, Texas.

A former Western Athletic Conference champion in the shot put, Sommerfeld competed at Rice University winning the school's Joyce Pounds Hardy Award for top student-athlete in 2001. She swept the indoor and outdoor shot put titles in 2000 and 2001 while also scoring points in the javelin and discus.

A native of Lisbon, N.D., she earned her undergraduate degree at Rice in 2001 before transferring to work on her masters' degree at Arkansas. Sommerfeld completed her masters in 2002.

While at Arkansas she set the school record in the javelin qualifying for the USA Championships. She also placed second in the Southeastern Conference Outdoor Championships in the shot put. While in high school, Sommerfeld was a three time state champion and state record holder in the shot put. In 1997 she was a junior national All-American.



Erin Howarth was hired as the Panthers cross country coach in July of 2010 and made an immediate impact on the EIU cross country program. In addition Howarth coaches the middle distance and distance runners for the EIU track program where she has helped that group set several school records.

In her first season with EIU the Panthers set several new school marks including the Panthers lowest point total in school history at the OVC Championships as the EIU women placed second with 45 points. Five members of that team earned All-OVC honors with Olivia Klaus and Gabriela Duenas as first team all-conference performers. On the men's side Bradley LaRocque earned first team All-OVC honors giving EIU six All-Conference selections. The women placed the highest at the NCAA Regional championships since 2005; while the men had the entire team run personal bests at the NCAA Regional meet.

The next year the success continued as Howarth coached the Panthers to one of their most successful seasons as the EIU women swept the running triple crown with a cross country, indoor track and outdoor track conference title. In cross country the team won only its second OVC title as five athletes earned All-OVC honors with the team scoring a record 27 points. Howarth was named the OVC Coach of the Year in cross country. The Panthers would go on to place 18th in the NCAA Regional with junior Erika Ramos placing 49th. Ramos would set the school record in 6K while several athletes set personal records. On the men's side EIU placed second in the OVC with four athletes earning All-OVC honors. Senior Brad LaRocque posted a school top twenty time during the year as he placed 50th at the NCAA Regional. During the 2012 track season EIU swept the men's and women's steeplechase events at the OVC Outdoor Championships under Howarth's direction as Britney Whitehead and Graham Morris set school records in the events in route to NCAA Regional appearances. Morris won the men's steeplechase event at the Drake Relays as well. The Panthers posted 22 top ten marks in distance events during the indoor and outdoor campaign.

From those first two successful seasons Howarth has set a foundation for success in both cross country and distance running as part of the EIU track program. This most recent season saw the Panthers set school records in the women's 6K cross country distance and the 10K outdoor track distance with Ruth Garippo setting the school mark in both events. Looking at the EIU cross country record book it's easy to see Howarth's touch on the program. On the women's side the top eight times in school history in the women's 6K and six of the top ten times in the 5K distance have all come under her tutelage. On the men's side three of the school's top times in the 10K distance and two of the top times in the 8K distance have come with Howarth as the coach. She has coached a total 34 All-OVC performers in cross country including OVC Freshman of the Year Maria Baldwin in 2014. In 2015 she coached Riley McInerney as he earned All-Midwest Region honors placing 24th. That finish was the eighth best by a Panther men's runner at an NCAA Regional. In addition as a team the Panthers have been ranked in the Top 15 in the region by the USTFCCA several times.

As the distance coach for indoor and outdoor track Howarth has played a part in the Panthers winning a total of 18 OVC Track Championships. Her distance crew has posted a total of 19 individual championships with a total of 39 athletes earning All-OVC honors. Under her direction the men's distance runners have posted a total of ten top ten times in indoor and outdoor track. The women have smashed the EIU record book with 43 of the top times in school history coming in the Howarth era. Her distance runners hold all three indoor distance event school records and three of the four school marks in outdoor track. In addition Howarth has coached four athletes that have advanced to the NCAA Outdoor Regionals in distance events a total of six times.

Howarth spent three years working in a similar position at New Mexico where she helped coach six All-American runners during her tenure with the Lobos. In 2008 she helped guide the women's cross country program to the Mountain West Conference Championship. The team would place second in the NCAA Mountain Region Championships and place 18th at the NCAA Championships. In 2009 both the men's and the women's cross country teams won the Mountain West Conference Championship and went on to qualify for the NCAA National Championships. The women placed 13th in the country.

Prior to her time at New Mexico Howarth worked as an assistant coach at Butler helping coach two All-American distance runners. During her two years she helped the Bulldogs capture back-to-back Horizon League cross country championships and saw 3 teams to the NCAA Cross Country Championships.

A native of New Lenox, Ill., the former Erin Kelly was a distance runner at Butler from 1996-99 earning her degree in 2000. Howarth completed a masters in sports administration from Eastern Illinois in 2014. She was a four-time first team All-Horizon League selection in cross country and upon graduation held the school record in the outdoor 5,000 meters. Her husband Paul is a marathoner. The couple have two children.

# PANTHER COACHING STAFF



Former Eastern Illinois cross country and distance runner Brad Butler joined the Panthers staff for the 2009-10 season. Butler worked as a graduate assistant with the cross country team and track teams during his first season before joining the staff full time in 2010. Butler helps coach the cross country team and distance runners.

Butler has helped head coach Erin Howarth has set a foundation for success in both cross country and distance running as part of the EIU track program. This most recent season saw the Panthers set school records in the women's 6K cross country distance and the 10K outdoor track distance with Ruth Garippo setting the school mark in both events. Looking at the EIU cross country record book it's easy to see how Butler has helped the program. On the women's side the top eight times in school history in the women's 6K and six of the top ten times in the 5K distance have all come in the last eight years. On the men's side three of the school's top times in the 10K distance and two of the top times in the 8K distance have come with Butler on the staff. He has helped coached a total 34 All-OVC performers in cross country including OVC Freshman of the Year Maria Baldwin in 2014. In 2015 he helped coach Riley McInerney as he earned All-Midwest Region honors placing 24th. That finish was the eighth best by a Panther men's runner at an NCAA Regional. In addition as a team the Panthers have been ranked in the Top 15 in the region by the USTFCCA several times.

As the assistant distance coach for indoor and outdoor track Butler has played a part in the Panthers winning a total of 18 OVC Track Championships. The distance crew has posted a total of 19 individual championships with a total of 39 athletes earning All-OVC honors. With the coaching staffs direction the men's distance runners have posted a total of ten top ten times in indoor and outdoor track. The women have smashed the EIU record book with 43 of the top times in school history coming in the Howarth era. The distance runners hold all three indoor distance event school records and three of the four school marks in outdoor track. In addition Butler has helped coach four athletes that have advanced to the NCAA Outdoor Regionals in distance events a total of six times.

As a prep athlete Butler ran for his dad at Monticello High School in Illinois., Butler was a first-team All-OVC selection in track winning the 10,000 meters as a sophomore in 2006 and as a senior in 2009. As a junior he won the indoor 5k. Butler was also a multiple all-conference selection in cross country and distance races while at EIU graduating in 2009. He earned his masters degree from EIU in sports administration in 2009 as well.



Mike Embry joined the EIU track and field staff as a assistant coach in the 2013-14 season.

He primarily coaches the horizontal jumps and sprinters. In 2017 Embry once again advanced one of his athletes of the NCAA West Regional as Angelica Anyaogu competed in the long jump.

Under his instruction in 2016, he guided a pair of jumpers - Brion Portis and Kendall Williams - to the NCAA West Regional with both athletes ranked in the top 100 nationally in the long and triple jumps.

Mike is a former EIU track & field and football athlete. He was a standout on the track and field team. He finished his EIU career ranked top 10 in EIU history in the 60m Hurdles. He also competed in the long jump and 4x100m relay.

# 56 TIME OVC CHAMPS



# TRACK & FIELD FACILITIES

The Panther track and field team competes both indoors and outdoors in two of the finest facilities in the Midwest.

O'Brien Field, a 10,000 seat venue, has a new state-of-the-art Panther blue full pour polyurethane all-weather track. Besides the nine lane track, the new surface also includes two long jump and triple jump runways, two pole vault pits, and a high jump area.

The stadium is the site of the annual Illinois High School Association Girls and Boys State Track Championships. Over 4000 competitors and 20,000 spectators come to EIU each May for these state meets. The girls championship has been held at EIU every year since its inception in 1973. The boys meet has been a fixture at O'Brien Stadium since 1974.

Adjacent to the stadium is 600 seat Lantz Fieldhouse which houses the indoor track facility. In January, 2001 a new Mondo X track surface was installed in alternating Blue and Gray lanes. A new Daktronics message and scoreboard was added to record times, distances and team scores.



# DISTANCE RUNNING COURSES

**F**ew other colleges in the country have so many distance running training options as well as a home cross country course right on campus so readily accessible for training and competition. This represents a huge advantage for the Panther runners.

**POND PAVILION** ... where the teams meet each day during the cross-country season.

**FOX RIDGE STATE PARK** ... located just six miles south of EIU, it is a great place to run and has 10+ miles of trails. During the hot months, the cool, wooded trails of Fox Ridge are where Panther runners go to beat the heat.

**THE RAIL TRAIL** ... is a favorite training site for EIU distance runners. Flat, measured and soft, the trail extends from Charleston to Mattoon. Panther runners primarily use the rail trail for long runs and tempo runs.

**CHARLESTON AREA** ... the country roads surrounding Charleston are excellent for distance training. The area surrounding Charleston is surprisingly hilly and training on the quiet country roads makes for one of the best running environments in Illinois. In fact, the City of Charleston has erected signs to warn motorists to be on the look-out for EIU distance runners.

**THE PANTHER TRAIL** ... the Panthers' home cross-country course, located on campus just south of the various EIU athlete facilities, is an excellent place to train. The Panther Trail has been the host course of the numerous Ohio Valley Conference championships, as well as the annual EIU Invitational each fall. The course has both a grass and a stone-chip path.



# 2017 MEN'S ROSTER

(CLICK NAME FOR LINK TO BIO)

<b>ATHLETE</b>	<b>EVENT</b>	<b>YEAR</b>	<b>HOMETOWN/HIGH SCHOOL</b>
<a href="#">Wylie Anderson</a>	Distance	Fr	Naperville, Ill. / Neuqua Valley
<a href="#">Juan Barajas</a>	Distance	Sr	Schaumburg, Ill. / Schaumburg
<a href="#">Bryce Billings</a>	Sprints	Fr	Chicago, Ill. / De La Salle
<a href="#">Johnathan Boey</a>	Sprints	Sr	Decatur, Ill. / MacArthur
<a href="#">Zach Booth</a>	Sprints	Jr	Oak Park, Ill. / Oak Park-River Forest
<a href="#">Michael Brown</a>	Middle Distance	R-So	Carmi, Ill. / Carmi-White County
<a href="#">Joe Carter</a>	Middle Distance	So	Downers Grove, Ill. / Downers Grove North
<a href="#">Raymond Crittenden</a>	Hurdles	Fr	Hallandale, Fla. / Hallandale
<a href="#">Austin Earp</a>	Distance	Fr	St. Joseph, Ill. / St. Joseph-Ogden
<a href="#">Myles Foor</a>	Middle Distance	R-Jr	Shelbyville, Ill. / Shelbyville
<a href="#">Davion Foster</a>	Jumps	So	Champaign, Ill. / Centennial
<a href="#">Aaron Fullerton</a>	Jumps	R-Jr	Homewood, Ill. / Homewood-Flossmoor
<a href="#">Justin Goff</a>	Sprints	So	Trenton, Ill. / Wesclin
<a href="#">Karson Hahn</a>	Middle Distance	Sr	Mount Vernon, Ill. / Mount Vernon
<a href="#">Justin Hall</a>	Sprints	Fr	Florissant, Mo. / Hazelwood Central
<a href="#">Malik Harrison</a>	Sprints	R-Jr	Springfield, Ill. / Springfield
<a href="#">Cedric Johnson</a>	Hurdles	So	Chicago Heights, Ill. / Bloom Township
<a href="#">Tyler Keen</a>	Distance	Sr	Zionsville, Ind. / Zionsville
<a href="#">Adam Kessler</a>	Throws	So	Lansing, Ill. / Thornton Fractional South
<a href="#">Riley Kittridge</a>	Throws	Sr	Naperville, Ill. / Waubonsie Valley
<a href="#">Elliot Krause</a>	Pole Vault	Jr	Itasca, Ill. / Lake Park
<a href="#">Brandan Lane</a>	Sprints	R-So	Chicago, Ill. / Phillips Academy
<a href="#">Tyler Lay</a>	Middle Distance	Fr	McHenry, Ill. / McHenry
<a href="#">Riley McNerney</a>	Middle Distance	Sr	Charleston, Ill. / Charleston
<a href="#">Davion McManis</a>	Sprints	Jr	Peoria, Ill. / Dunlap
<a href="#">Paxson Menard</a>	Distance	Sr	Poplar Grove, Ill. / Belvidere North
<a href="#">Michael Mest</a>	Middle Distance	Sr	Bloomington, Ind. / Edgewood
<a href="#">Michael Miller</a>	Sprints	So	Florissant, Mo. / McCluer South-Berkeley
<a href="#">Lucas Nudelman</a>	Distance	Sr	Highland Park, Ill. / Highland Park
<a href="#">Austin O'Leary</a>	Throws	So	Champaign, Ill. / Centennial
<a href="#">Chris Orlow</a>	Distance	Jr	Aurora, Ill. / Batavia
<a href="#">Lars Ott</a>	Sprints	Jr	Immenstadt, Germany / Gymnasium Immenstadt
<a href="#">Logan Peters</a>	Middle Distance	Fr	Monticello, Ill. / Monticello
<a href="#">Zach Phillips</a>	Throws	Fr	O'Fallon, Mo. / Fort Zumwalt West
<a href="#">Nick Phillips</a>	Throws	Fr	O'Fallon, Mo. / Fort Zumwalt West
<a href="#">Bradley Phillips</a>	Sprints	Fr	Joliet, Ill. / Joliet Central
<a href="#">John Piper</a>	Jumps	Sr	Godfrey, Ill. / Alton
<a href="#">Robby Prescott</a>	Middle Distance	Fr	Downers Grove, Ill. / Downers Grove North
<a href="#">Ben Righter</a>	Middle Distance	So	Mattoon, Ill. / Mattoon
<a href="#">Jamal Robinson</a>	Sprints	Sr	St. Louis, Missouri / Christian Brothers (St. Louis)
<a href="#">Greg Rogers</a>	Distance	R-Jr	Granite City, Ill. / Granite City
<a href="#">Raul Rosendo</a>	Distance	Fr	Joliet, Ill. / Joliet Central
<a href="#">Marcus Skinner</a>	Distance	Fr	Shelbyville, Ill. / Shelbyville
<a href="#">Joe Smith</a>	Jumps	So	Robinson, Ill. / Robinson
<a href="#">Devante Smith</a>	Sprints	Jr	Harvey, Ill. / Thornton Township
<a href="#">Chrisford Stevens</a>	Jumps	Jr	Chicago, Ill. / Lake View
<a href="#">Ja'Marcus Townsend</a>	Sprints	So	St. Louis, Mo. / Gateway Tech
<a href="#">Clayton Turner</a>	Throws	So	Tuscola, Ill. / Tuscola
<a href="#">Elven Walker</a>	Hurdles	R-Sr	Wheaton, Ill. / Glenbard South
<a href="#">Kendall Williams</a>	Jumps	Sr	Winthrop, Ill. / Zion-Benton Township
<a href="#">Ashton Wilson</a>	Jumps	So	Kansas, Ill. / Arcola
<a href="#">Colton Yeakley</a>	Throws	Fr	Atwood, Ill. / ALAH (Arthur-Lovington-Atwood-Hammond)
<a href="#">Tyler Yunk</a>	Distance	Sr	Belvidere, Ill. / Belvidere North

# 2017 PANTHER TRACK PROFILES



**Wylie Anderson** Freshman, Distance, Naperville, Ill., Neuqua Valley HS

- Indoor - Ran Mile, 3K and DMR
- Season best times - Mile (4:42.71) / 3K (9:20.18)
- Outdoor - Ran 5K
- Season best times - 5K (16:48.01)



**Juan Barajas** Senior, Distance, Schaumburg, Ill., Schaumburg HS

- Indoor - Ran 3K and 5K
- Season best times - 3K (8:59.39) / 5K (15:16.41)
- Outdoor - Ran 1,500m, 5K and 10K
- Season best times - 1,500m (4:23.53), 5K (15:09.13), 10K (31:45.85)



**Bryce Billings** Freshman, Sprints, Chicago, Ill., De La Salle HS

- Indoor - Ran 60 meter and 200 meter
- Season best times - 60m (7.17), 200m (23.69)
- Outdoor - Ran 100 meter and 200 meter
- Season best times - 100m (11.20), 200m (23.35)



**Jonathan Boey** Senior, Sprints, Decatur, Ill., Decatur MacArthur HS

- Indoor - Ran 60 meter and 200 meter
- Season best times - 60m (6.74), 200m (29.17)
- Outdoor - Did not compete due to injury
- First Team All-OVC Indoor in 60 meters
- Member of OVC Indoor Championship Team



**Zach Booth** Junior, Sprints, Oak Park, Ill., Oak Park-River Forest HS

- Indoor - Redshirted indoor season
- Outdoor - Redshirted outdoor season

# 2017 PANTHER TRACK PROFILES



## Michael Brown

RS-Sophomore, Middle Distance, Carmi, Ill., Carmi-White County HS

- Indoor - Ran 600 meter, 800 meter and mile
- Season best times - 600m (1:22.70), 800m (1:56.59), Mile (4:37.31)
- Outdoor - Ran 800 meter and 1,500 meter
- Season best times - 800m (1:22.44), 1,500m (4:11.54)



## Joe Carter

Sophomore, Middle Distance, Downers Grove, Ill., Downers Grove North HS

- Indoor - Ran Mile, 3K and 5K
- Season best times - Mile (4:26.60), 3K (8:50.01), 5K (15:36.36)
- Outdoor - Redshirted Outdoor Season



## Raymond Crittenden

Freshman, Hurdles, Hallandale, Fla., Hallandale HS

- Indoor - Ran 60 meter hurdles
- Season best times - 60m hurdles (8.72)
- Outdoor - Did not compete during outdoor season (member of EIU football team)



## Austin Earp

Freshman, Distance, St. Joseph, Ill., St. Joseph-Ogden HS

- Indoor - Ran 3K and 5K
- Season best times - 3K (9:15.83), 5K (16:09.55)
- Outdoor - Ran 800 meter, 1,500 meter and 5K
- Season best times - 800m (2:08.60), 1,500m (4:16.19), 5K (16:02.97)



## Myles Foor

RS-Junior, Middle Distance, Shelbyville, Ill., Shelbyville HS

- Indoor - Ran 800 meter and Mile
- Season best times - 800m (1:56.53), Mile (4:17.61)
- Outdoor - Ran 800 meter and 1,500 meter
- Season best times - 800m (1:53.03), 1,500m (3:59.07)
- Second Team All-OVC Indoor in Distance Medley Relay
- Member of OVC Indoor Championship Team

# 2017 PANTHER TRACK PROFILES



**Davion Foster** Sophomore, Jumps, Champaign, Ill., Centennial HS

- Indoor - Redshirted indoor season
- Outdoor - Redshirted outdoor season



**Aaron Fullerton** RS-Junior, Jumps, Homewood, Ill., Homewood-Flossmoor HS

- Indoor - Did not compete in any meets
- Outdoor - Did not compete in any meets



**Justin Goff** Sophomore, Sprints, Trenton, Ill., Wesclin HS

- Indoor - Ran 60 meter and 200 meter
- Season best times - 60m (7.14), 200m (23.07)
- Outdoor - Ran 100 meter and 200 meter
- Season best times - 100m (11.17), 200m (22.55)



**Karson Hahn** Middle Distance, Senior, Mount Vernon, Ill., Mount Vernon HS

- Indoor - Ran 600 meter, 800 meter and Mile
- Season best times - 600m (1:22.39), 800m (1:53.93), Mile (4:22.50)
- Outdoor - Ran 800 meter and 1,500 meter
- Season best times - 800m (1:56.48), 1,500m (4:28.26)
- Second Team All-OVC Indoor in Distance Medley Relay
- Member of OVC Indoor Championship Team



**Justin Hall** Freshman, Sprints, Florissant, Mo., Hazelwood Central HS

- Indoor - Ran 400 meter
- Season best times - 400m (52.79)
- Outdoor - Ran 200 meter, 400 meter and 800 meter
- Season best times - 200m (22.85), 400m (51.92), 800m (2:07.66)

# 2017 PANTHER TRACK PROFILES



**Malik Harrison** *RS-Junior, Sprints, Springfield, Ill., Springfield HS*

- Indoor - Ran 400 meter
- Season best times - 400m (54.90)
- Outdoor - Did not compete due to injury



**Cedric Johnson** *Sophomore, Hurdles, Chicago Heights, Ill., Bloom Township HS*

- Indoor - Ran 60 meter hurdles
- Season best times - 60m hurdles (8.47)
- Outdoor - Ran 110 meter hurdles and 400 meter hurdles
- Season best times - 110m hurdles (15.47), 400m hurdles (58.50)
- Member of OVC Indoor Championship Team



**Tyler Keen** *Senior, Distance, Zionsville, Ind., Zionsville HS*

- Indoor - Ran 3K and 5K
- Season best times - 3K (9:45.38), 5K (16:26.22)
- Outdoor - Ran 1,500 meter and 5K
- Season best times - 1,500m (4:23.41), 5K (16:20.41)



**Adam Kessler** *Sophomore, Throws, Lansing, Ill., Thornton Fractional South HS*

- Indoor - Competed in Shot Put and Weight Throw
- Season best marks - SP (58'5.25"), WT (55'8.50")
- Outdoor - Competed in Discus, Hammer and Shot Put
- Season best marks - DS (147'6"), HM (164'5.50"), SP (56'11.25")
- First Team All-OVC Indoor Shot Put and First Team All-OVC Outdoor Shot Put
- Member of OVC Indoor Championship Team



**Riley Kittridge** *Senior, Throws, Naperville, Ill., Waubonsie Valley HS*

- Indoor - Competed in Shot Put and Weight Throw
- Season best marks - SP (57'2"), WT (58'0.25")
- Outdoor - Competed in Discus, Hammer and Shot Put
- Season best marks - DS (165'5"), HM (162'7"), SP (54'11.50")
- Second Team All-OVC Indoor Shot Put
- Member of OVC Indoor Championship Team

# 2017 PANTHER TRACK PROFILES



## Elliot Krause

Junior, Pole Vault, Itasca, Ill., Lake Park HS

- Indoor - Redshirted indoor season
- Outdoor - Redshirted outdoor season



## Brandon Lane

RS-Sophomore, Sprints, Chicago, Ill., Phillips Academy HS

- Indoor - Ran 60 meter and 200 meter
- Season best times - 60m (6.91), 200m (22.40)
- Outdoor - Ran 100 meter and 200 meter
- Season best times - 100m (10.64), 200m (21.82)
- First team All-OVC in outdoor 4x100 meter relay
- Member of OVC Indoor Championship Team



## Tyler Lay

Freshman, Middle Distance, McHenry, Ill., McHenry HS

- Indoor - Ran Mile and 3K
- Season best times - Mile (4:26.26), 3K (9:00.29)
- Outdoor - Ran 800 meter, 1,500 meter and Steeplechase
- Season best times - 800m (2:04.85), 1,500m (4:05.91), Steeplechase (10:14.10)



## Riley McInerney

Middle Distance, Senior, Charleston, Ill., Charleston HS

- Indoor - Ran Mile and 3K
- Season best times - Mile (4:05.81), 3K (8:15.75)
- Outdoor - Ran 1,500 meter, Steeplechase and 5K
- Season best times - 1,500m (3:50.91), Steeplechase (8:53.51), 5K (14:13.44)
- Second Team All-OVC Indoor in Mile and Distance Medley Relay
- Member of OVC Indoor Championship Team / Advanced to NCAA West Regional in Steeplechase



## Davion McManis

Junior, Sprints/Jumps, Peora, Ill., Dunlap HS

- Indoor - Ran 60 meter and competed in Long Jump
- Season best times/marks - 60m (6.87), Long Jump (25'2")
- Outdoor - Ran 100 meter and competed in Long Jump
- Season best times/marks - 100 meter (10.74), Long Jump (24'2.50")
- First Team All-OVC in outdoor 4x100 meter relay / Second Team All-OVC in outdoor long jump
- Member of OVC Indoor Championship Team

# 2017 PANTHER TRACK PROFILES



## Paxson Menard

Senior, Distance, Poplar Grove, Ill., Belvidere North HS

- Indoor - Ran 3K and 5K
- Season best times - 3K (8:30.15), 5K (14:47.50)
- Outdoor - Ran 1,500 meter, 5K and 10K
- Season best times - 1,500m (4:03.30), 5K (14:38.97), 10K (31:19.22)
- First Team All-OVC in outdoor 10K
- Member of OVC Indoor Championship Team



## Michael Mest

Senior, Middle Distance, Bloomington, Ind., Edgewood HS

- Indoor - Ran Mile and 3K
- Season best times - Mile (4:13.87), 3K (9:20.71)
- Outdoor - Ran 800 meters, 1,500 meters and Steeplechase
- Season best times - 800m (2:05.20), 1,500m (4:09.82), Steeplechase (9:39.55)
- Member of OVC Indoor Championship Team



## Michael Miller

Sophomore, Sprints, Florissant, Mo., McCluer South-Berkeley HS

- Indoor - Ran 200 meter, 400 meter and 600 meter
- Season best times - 200m (22.65), 400m (50.01), 600m (1:23.66)
- Outdoor - Ran 100 meter, 200 meter and 400 meter
- Season best times - 100m (11.05), 200m (21.82), 400m (48.36)
- Member of OVC Indoor Championship Team



## Lucas Nudelman

RS-Junior, Distance, Highland Park, Ill., Highland Park HS

- Indoor - Ran Mile, 3K and 5K
- Season best times - Mile (4:34.86), 3K (8:55.80) and 5K (15:20.82)
- Outdoor - Ran 1,500 meter and 10K
- Season best times - 1,500m (4:23.64), 10K (32:31.70)




## Austin O'Leary

Sophomore, Throws, Champaign, Ill., Centennial HS

- Indoor - Competed in Shot Put and Weight Throw
- Season best marks - SP (44'5.50"), WT (46'9")
- Outdoor - Competed in Discus, Hammer and Shot Put
- Season best marks - DS (104'1"), HM (115'3"), SP (43'7.75")


# 2017 PANTHER TRACK PROFILES



## Chris Orlow

Junior, Distance, Aurora, Ill., Batavia HS

- Indoor - Ran Mile and 3K
- Season best times - Mile (4:17.18), 3K (8:42.35)
- Outdoor - Redshirted outdoor season



## Lars Ott

Junior, Sprints, Immenstadt, Germany, Gymnasium Immenstadt

- Indoor - Ran 200 meter, 400 meter and 600 meter
- Season best times - 200m (22.92), 400m (49.64), 600m (1:26.78)
- Outdoor - Ran 100 meter, 200 meter and 400 meter
- Season best times - 100m (11.02), 200m (21.87), 400m (50.01)
- Second Team All-OVC in indoor distance medley relay
- Member of OVC Indoor Championship Team



## Logan Peters

Freshman, Middle Distance, Monticello, Ill., Monticello HS

- Indoor - Ran 800 meter and Mile
- Season best times - 800m (2:00.72), Mile (4:43.51)
- Outdoor - Ran 800 meter
- Season best times - 800m (2:01.44)



## Bradley Phillips

Freshman, Sprints, Joliet, Ill., Joliet Central HS

- Indoor - Ran 400 meter and 600 meter
- Season best times - 400m (51.84), 600m (1:24.56)
- Outdoor - Ran 400 meter
- Season best times - 400m (51.38)



## Nick Phillips

Freshman, Throws, O'Fallon, Mo., Fort Zumwalt West HS

- Indoor - Competed in Weight Throw
- Season best marks - WT (56'10")
- Outdoor - Competed in Discus and Hammer
- Season best marks - DS (103'5"), HM (175'8.50")
- Member of OVC Indoor Championship Team

# 2017 PANTHER TRACK PROFILES



## Zach Phillips

Freshman, Throws, O'Fallon, Mo., Fort Zumwalt West HS

- Indoor - Competed in Weight Throw
- Season best marks - WT (53'11")
- Outdoor - Competed in Hammer and Javelin
- Season best marks - HM (171'1"), JV (159'10")
- Member of OVC Indoor Championship Team



## John Piper

Senior, Hurdles, Godfrey, Ill., Alton HS

- Indoor - Ran 60 meter hurdles
- Season best times - 60m hurdles (8.07)
- Outdoor - Ran 110 meter hurdles and 400 meter hurdles
- Season best times - 110m hurdles (14.21), 400m hurdles (56.70)
- First team All-OVC in indoor 60 meter hurdles
- Member of OVC Indoor Championship Team



## Robby Prescott

Freshman, Middle Distance, Downers Grove, Ill., Downers Grove North HS

- Indoor - Ran Mile and 3K
- Season best times - Mile (4:19.34), 3K (8:54.69)
- Outdoor - Ran 800 meter, 1,500 meter and 5K
- Season best times - 800m (2:00.53), 1,500m (3:57.82), 5K (15:24.00)



## Ben Righter

Sophomore, Middle Distance, Mattoon, Ill., Mattoon HS

- Indoor - Redshirted indoor season
- Outdoor - Redshirted outdoor season



## Jamal Robinson

Senior, Sprints, Pocahontas, Ill., Christian Brothers HS

- Indoor - Ran 60 meter and 200 meter
- Season best times - 60m (6.76), 200m (21.82)
- Outdoor - Ran 100 meter and 200 meter
- Season best times - 100m (10.34), 200m (21.21)
- First Team All-OVC indoor 200m, outdoor 100m, outdoor 4x100m relay / Second Team All-OVC indoor 60m
- Member of OVC Indoor Championship Team / Advanced to NCAA West Regional in 100m

# 2017 PANTHER TRACK PROFILES



## Greg Rogers

RS-Junior, Distance, Granite City, Ill., Granite City HS

- Indoor - Ran 3K and 5K
- Season best times - 3K (8:46.16), 5K (14:59.98)
- Outdoor - Ran 1,500 meter, 5K and 10K
- Season best times - 1,500m (4:10.48), 5K (15:09.99), 10K (31:27.80)
- Member of OVC Indoor Championship Team



## Raul Rosendo

Freshman, Distance, Joliet, Ill., Joliet Central HS

- Indoor - Redshirted indoor season
- Outdoor - Ran 1,500 meter and 5K
- Season best times - 1,500m (4:14.73), 5K (16:17.98)



## Marcus Skinner

Freshman, Distance, Shelbyville, Ill., Shelbyville HS

- Indoor - Ran 3K and 5K
- Season best times - 3K (8:53.45), 5K (15:13.48)
- Outdoor - Ran 1,500 meter, 5K and 10K
- Season best times - 1,500m (4:07.93), 5K (15:05.05), 10K (31:28.40)



## Devante Smith

Junior, Sprints, Harvey, Ill., Thornton Township HS

- Indoor - Ran 60 meter, 200 meter and 400 meter
- Season best times - 60m (7.05), 200m (23.67), 400m (53.88)
- Outdoor - Ran 100 meter, 200 meter and 400 meter
- Season best times - 100m (11.07), 200m (22.48), 400m (51.92)



## Joe Smith

Sophomore, Sprints/Jumps, Robinson, Ill., Robinson HS

- Indoor - Ran 60 meter and competed in Long Jump
- Season best times/marks - 60m (7.23), LJ (23'9")
- Outdoor - Competed in Long Jump
- Season best marks - LJ (22'8.50")
- Member of OVC Indoor Championship Team


# 2017 PANTHER TRACK PROFILES



## Chrisford Stevens

Junior, Jumps, Chicago, Ill., Lakeview HS

- Indoor - Competed in Long Jump and Triple Jump
- Season best marks - LJ (24'8.50"), TJ (48'8.25")
- Outdoor - Competed in Long Jump and Triple Jump
- Season best marks - LJ (23'8"), TJ (48'7.50")
- Member of OVC Indoor Championship Team



## Ja'Marcus Townsend

Sophomore, Sprints, St. Louis, Mo., Gateway Tech HS

- Indoor - Ran 60 meter and 200 meter
- Season best times - 60m (6.98), 200m (22.20)
- Outdoor - Ran 100 meter and 200 meter
- Season best times - 100m (10.67), 200m (21.93)
- First team All-OVC in outdoor 4x100 meter relay
- Member of OVC Indoor Championship Team



## Clayton Turner

Sophomore, Throws, Tuscola, Ill., Tuscola HS

- Indoor - Competed in Shot Put and Weight Throw
- Season best marks - SP (51'11"), WT (45'2.25")
- Outdoor - Competed in Discus, Hammer, Javelin and Shot Put
- Season best marks - DS (145'5.50"), HM (130'0.50"), JV (173'4.50"), SP (51'11")
- Member of OVC Indoor Championship Team



## Elven Walker

RS-Senior, Hurdles, Wheaton, Ill., Glenbard South HS

- Indoor - Ran 60 meter hurdles
- Season best times - 60m hurdles (8.29)
- Outdoor - Ran 110 meter hurdles and 400 meter hurdles
- Season best times - 110m hurdles (15.32), 400m hurdles (57.25)
- Member of OVC Indoor Championship Team



## Kendall Williams

Senior, Jumps, Winthrop, Ill., Zion-Benton Township HS

- Indoor - Competed in Long Jump and Triple Jump
- Season best marks - LJ (24'9.25"), TJ (47'0.75")
- Outdoor - Competed in Long Jump and Triple Jump
- Season best marks - LJ (23'10.75"), TJ (44'5.25")
- Member of OVC Indoor Championship Team

# 2017 PANTHER TRACK PROFILES



## Ashton Wilson

Sophomore, Jumps, Kansas, Ill., Arcola HS

- Indoor - Competed in Heptathlon, High Jump and multi's events
- Season best marks - Hept (4,215 points), HJ (6'7.50")
- Outdoor - Competed in High Jump, Javelin and Discus
- Season best marks - JH (6'7.75"), JV (119'8.25"), DS (105'4")
- Second Team All-DVC in outdoor high jump
- Member of DVC Indoor Championship Team



## Colton Yeakley

Freshman, Throws, Atwood, Ill., ALAH HS (Arthur-Lovington-Atwood-Hammond)

- Indoor - Competed in Shot Put and Weight Throw
- Season best marks - SP (47'0.75"), WT (4'5")
- Outdoor - Competed in Discus, Javelin and Shot Put
- Season best marks - DS (151'11"), JV (137'1.25"), SP (47'5.25")
- Member of DVC Indoor Championship Team



## Tyler Yunk

Senior, Distance, Belvidere, Ill., Belvidere North HS

- Indoor - Ran Mile, 3K and 5K
- Season best times - Mile (4:17.70), 3K (8:35.21), 5K (15:16.82)
- Outdoor - Ran 1,500 meter, and 5K
- Season best times - 1,500m (3:55.87), 5K (15:07.01)

# 2017 WOMEN'S ROSTER (CLICK NAME FOR LINK TO BIO)

<b>ATHLETE</b>	<b>EVENT</b>	<b>YEAR</b>	<b>HOMETOWN/HIGH SCHOOL</b>
<a href="#">Angelica Anyaogu</a>	Jumps / Sprints	Sr	West Lakeville, Minn. / Lakeville North
<a href="#">Maria Baldwin</a>	Distance	Jr	Toluca, Ill. / Minonk Fieldcrest
<a href="#">Bryn Buckwalter</a>	Throws	Sr	Freeport, Ill. / Freeport
<a href="#">Caroline Collet</a>	Distance	Jr	Verona, Ill. / Seneca
<a href="#">Dhiaa Dean</a>	Middle Distance	R-Sr	Chicago, Ill. / Kenwood Academy
<a href="#">Nicolette Diana</a>	Throws	Sr	Algonquin, Ill. / H.D. Jacobs
<a href="#">Stephanie Dominguez</a>	Hurdles	Jr	Franklin Park, Ill. / Leyden
<a href="#">Kaitlyn Ebert</a>	Throws	So	Foley, Ala. / Foley
<a href="#">Sadie Elliott</a>	Distance	Fr	Danville, Ill. / Danville
<a href="#">Abby Fisher</a>	Distance	So	St. Joseph, Ill. / St. Joseph-Ogden
<a href="#">Ashley Fouch</a>	Sprints	Sr	Gilberts, Ill. / Hampshire
<a href="#">Billi Fox</a>	High Jump	Fr	Glasford, Ill. / Illini Bluffs
<a href="#">Rachel Garippo</a>	Distance	Sr	Roselle, Ill. / Lake Park
<a href="#">Ruth Garippo</a>	Distance	Sr	Roselle, Ill. / Lake Park
<a href="#">Maddy Gil</a>	Hurdles	Fr	Crystal Lake, Ill. / Crystal Lake South
<a href="#">Ivy Handley</a>	Distance	Sr	Decatur, Ill. / Decatur St. Teresa
<a href="#">Julie James</a>	Distance	Sr	Gridley, Ill. / El Paso-Gridley
<a href="#">Shirley Jones</a>	Sprints	So	Springfield, Ill. / Southeast
<a href="#">Sophia Keith</a>	Sprints	Fr	DuQuoin, Ill. / Pickneyville Community
<a href="#">Haleigh Knapp</a>	High Jump	Jr	Morris, Ill. / Morris Community
<a href="#">Quincy Knolhoff</a>	Middle Distance	Sr	Centralia, Ill. / Centralia Christ Our Rock
<a href="#">Chaela Krueger</a>	Jumps	R-Jr	Springfield, Ill. / Lutheran
<a href="#">Nyjah Lane</a>	Sprints	Jr	Highland Park, Ill. / Highland Park
<a href="#">Tori Master</a>	Hurdles	Sr	Saint Joseph, Ill. / St. Joseph Ogden
<a href="#">Jocelyne Mendoza</a>	Middle Distance	So	Chicago, Ill. / Taft
<a href="#">Abby Nicholson</a>	Throws	Fr	Catlin, Ill. / Salt Fork
<a href="#">Kristen Paris</a>	Middle Distance	R-Sr	Fisher, Ill. / Fisher
<a href="#">Ashley Parola</a>	Middle Distance	So	Mundelein, Ill. / Mundelein
<a href="#">Brion Portis</a>	Jumps	R-Jr	Springfield, Ill. / Southeast
<a href="#">Louisa Rieger</a>	Sprints	Fr	Munich, Germany / Gymnasium Ottobrunn
<a href="#">Grace Rowan</a>	Distance	So	Belleville, Ill. / Belleville Althoff Catholic
<a href="#">Anita Saffa</a>	Sprints	Sr	Aurora, Ill. / Aurora West
<a href="#">Darneisha Spann</a>	Sprints	Jr	Schaumburg, Ill. / Schaumburg
<a href="#">Shannan Supan</a>	Middle Distance	Fr	Carlock, Ill. / Normal University
<a href="#">Lea Viano</a>	Distance	Jr	Carlinville, Ill. / Carlinville
<a href="#">Jasmine Woodley</a>	Throws	So	Lombard, Ill. / Montini Catholic
<a href="#">Lexie Yeley</a>	Throws	Jr	Pekin, Ill. / Pekin Community

# 2017 PANTHER TRACK PROFILES



## Angelica Anyaogu Senior, Jumps, West Lakeville, Minn., Lakeville North HS

- Indoor - Competed in Long Jump
- Season best marks - LJ (19'8.75")
- Outdoor - Competed in Long Jump and Ran 100 meter
- Season best marks/times - LJ (19'11.75"), 100m (12.20)
- Second Team All-OVC indoor long jump and outdoor 4x100 meter relay
- Member of OVC Indoor & Outdoor Championship Teams / Advanced to NCAA West Regional in Long Jump



## Maria Baldwin Junior, Distance, Toluca, Ill., Minonk Fieldcrest HS

- Indoor - Ran Mile, 3K and 5K
- Season best times - Mile (5:07.43), 3K (10:11.55), 5K (17:35.24)
- Outdoor - Ran 1,500 meter, 5K and 10K
- Season best times - 1,500m (4:52.70), 5K (17:25.11), 10K (37:37.53)
- Member of OVC Indoor & Outdoor Championship Teams



## Bryn Buckwalter Senior, Throws, Freeport, Ill., Freeport HS

- Indoor - Competed in Shot Put and Weight Throw
- Season best marks - SP (49'8.25"), WT (57'11.25")
- Outdoor - Competed in Discus, Hammer and Shot Put
- Season best marks - DS (158'5"), HM (117'3'5"), SP (49'11.50")
- First Team All-OVC outdoor shot put & discus, second team All-OVC indoor shot put
- Member of OVC Indoor & Outdoor Championship Teams / Advanced to NCAA West Regional in Shot Put



## Caroline Collet Junior, Distance, Veronia, Ill., Seneca HS

- Indoor - Redshirted indoor season
- Outdoor - Ran Steeplechase
- Season best times - Steeplechase (12:28.40)



## Dhiaa Dean RS-Senior, Middle Distance, Chicago, Ill., Kenwood Academy

- Indoor - Competed in 400 meter and 600 meter
- Season best times - 400m (57.13), 600m (1:37.94)
- Member of OVC Indoor Championship Team
- Outdoor - Exhausted eligibility

# 2017 PANTHER TRACK PROFILES



**Nicolette Diana** Senior, Throws, Algonquin, Ill., H.D. Jacobs HS

- Indoor - Competed in Weight Throw
- Season best marks - WT (53'10.25")
- Outdoor - Competed in Discus, Hammer and Javelin
- Season best marks - DS (135'), HM (154'10"), JV (126'8")
- Member of OVC Indoor and Outdoor Championship Teams



**Stephanie Dominguez** Junior, Hurdles, Franklin Park, Ill., Leyden HS

- Indoor - Ran 400 meter and 600 meter
- Season best times - 400m (59.45), 600m (1:37.40)
- Outdoor - Ran 400 meter and 400 meter hurdles
- Season best times - 400m (59.07), 400m hurdles (1:05.81)
- Member of OVC Indoor and Outdoor Championship Teams



**Kaitlyn Ebert** Sophomore, Throws, Foley, Ala., Foley HS

- Indoor - Redshirted indoor season
- Outdoor - Competed in Javelin
- Season best marks - JV
- Member of OVC Outdoor Championship Team



**Sadie Elliott** Freshman, Distance, Danville, Ill., Danville HS

- Indoor - Ran Mile and 3K
- Season best times - Mile (5:41.01), 3K (10:45.89)
- Outdoor - Ran 1,500 meter and 5K
- Season best times - 1,500m (4:56.44), 5K (18:50.69)



**Abby Fisher** Sophomore, Distance, St. Joseph, Ill., St. Joseph-Ogden HS

- Indoor - Competed in Mile and 3K
- Season best marks - Mile (5:33.74), 3K (11:36.42)
- Outdoor - Redshirted outdoor season

# 2017 PANTHER TRACK PROFILES



## Ashley Fouch

Senior, Sprints, Gilbert, Ill., Hampshire HS

- Indoor - Ran 400 meter
- Season best times - 400m (1:02.59)
- Outdoor - Ran 200 meter and 400 meter
- Season best times - 200m (25.84), 400m (59.43)



## Billi Fox

Freshman, Jumps, Glasford, Ill., Illini Bluffs HS

- Indoor - Competed in High Jump
- Season best marks - HJ (5'2.25")
- Outdoor - Competed in High Jump
- Season best marks - HJ (5'1")
- Member of OVC Indoor and Outdoor Championship Teams



## Rachel Garippo

Senior, Distance, Roselle, Ill., Lake Park HS

- Indoor - Ran Mile, 3K and 5K
- Season best times - Mile (4:58.75), 3K (10:01.27), 5K (17:19.13)
- Outdoor - Ran 800 meter, 1,500 meter, Steeplechase and 5K
- Season best times - 800m (2:28.92), 1,500m (4:44.44), Steeplechase (10:41.14), 5K (17:28.73)
- Member of OVC Indoor and Outdoor Championship Teams



## Ruth Garippo

Senior, Distance, Roselle, Ill., Lake Park HS

- Indoor - Ran Mile, 3K and 5K
- Season best times - Mile (5:07.29), 3K (9:56.14), 5K (16:55.22)
- Outdoor - Ran 1,500 meter, Steeplechase, 5K and 10K
- Season best times - 1,500m (4:48.56), Steeplechase (10:59.84), 5K (17:32.74), 10K (35:20.52)
- Member of OVC Indoor and Outdoor Championship Teams



## Maddy Gil

Freshman, Hurdles, Crystal Lake, Ill., Crystal Lake South HS

- Indoor - Ran 60 m hurdles and 400 meter hurdles
- Season best times - 60m hurdles (9.95), 400m hurdles (1:08.70)
- Outdoor - Redshirted outdoor season

# 2017 PANTHER TRACK PROFILES



## Ivy Handley

Senior, Distance, Decatur, Ill., Decatur St. Teresa HS

- Indoor - Ran Mile, 3K and 5K
- Season best times - Mile (5:02.95), 3K (10:02.70), 5K (17:51.49)
- Outdoor - Ran 1,500 meter, 5K and 10K
- Season best times - 1,500m (4:41.17), 5K (17:28.23), 10K (36:35.94)
- Member of OVC Indoor and Outdoor Championship Teams



## Julie James

Senior, Distance, Gridley, Ill., El Paso-Gridley HS

- Indoor - Ran 800 meter and Mile
- Season best times - 800m (2:12.30), Mile (4:54.85)
- Outdoor - Ran 800 meter and 1,500 meter
- Season best times - 800m (2:09.84), 1,500m (4:35.66)
- Member of OVC Indoor and Outdoor Championship Teams



## Shirley Jones

Sophomore, Hurdles, Springfield, Ill., Springfield Southeast HS

- Indoor - Ran 60 meter hurdles, 200 meter and 400 meter
- Season best times - 60m hurdles (9.82), 200m (26.63), 400m (58.90)
- Outdoor - Ran 400 meter and 400 meter hurdles
- Season best times - 400m (59.43), 400m hurdles (1:01.48)
- Member of OVC Indoor and Outdoor Championship Teams



## Sophia Keith

Freshman, Sprints, DuQuoin, Ill., Pickneyville Community HS

- Indoor - Ran 400 meter
- Season best times - 400m (59.07)
- Outdoor - Ran 200 meter and 400 meter
- Season best times - 200m (26.16), 400m (59.09)
- Member of OVC Indoor and Outdoor OVC Championship Teams



## Haleigh Knapp

Junior, Jumps, Morris, Ill., Morris Community HS

- Indoor - Competed in High Jump
- Season best marks - HJ (5'11.25")
- Outdoor - Competed in High Jump
- Season best marks - HJ (5'10.50")
- First team All-OVC indoor and outdoor high jump / set OVC indoor record in High Jump
- Member of OVC Indoor & Outdoor Championship Teams / Advanced to NCAA West Regional in High Jump

# 2017 PANTHER TRACK PROFILES



## Chaela Krueger

Junior, RS-Junior, Springfield, Ill., Lutheran HS

- Indoor - Competed in Long Jump
- Season best marks - LJ (15'6.75")
- Outdoor - Competed in Long Jump
- Season best marks - LJ (15'11.75")



## Nyjah Lane

Junior, Sprints, Highland Park, Ill., Highland Park HS

- Indoor - Ran 60 meter and 200 meter
- Season best times - 60m (7.54), 200m (25.42)
- Outdoor - Ran 100 meter and 200 meter
- Season best times - 100m (11.96), 200m (25.20)
- Second team All-OVC in outdoor 4x100 meter relay
- Member of OVC Indoor and Outdoor Championship Teams



## Tori Harrison (Master)

Senior, Hurdles, St. Joseph, Ill., St. Joseph-Ogden HS

- Indoor - Ran 60 meter hurdles, 400 meter hurdles and 600 meter
- Season best times - 60m hurdles (9.50), 400m hurdles (1:06.34), 600m (1:41.87)
- Outdoor - Ran 100 meter hurdles and 400 meter hurdles
- Season best times - 100m hurdles (15.19), 400m hurdles (1:04.75)
- Member of OVC Indoor and Outdoor Championship Teams



## Jocelyne Mendoza

Sophomore, Middle Distance, Chicago, Ill., Taft HS

- Indoor - Ran 800 meter and Mile
- Season best times - 800m (2:17.17), Mile (5:15.71)
- Outdoor - Ran 800 meter and 1,500 meter
- Season best times - 800m (2:17.14), 1,500m (4:51.03)
- Member of OVC Indoor and Outdoor Championship Teams



## Bianca Montesinos

Sophomore, Distance, Lombard, Ill., Montini Catholic HS

- Indoor - Ran 3K
- Season best times - 3K (11:36.50)
- Outdoor - Redshirted outdoor season

# 2017 PANTHER TRACK PROFILES



## Abby Nicholson

Freshman, Throws, Catlin, Ill., Salt Fork HS

- Indoor - Competed in Shot Put and Weight Throw
- Season best marks - SP (43'9"), WT (41'9.75")
- Outdoor - Competed in Discus, Hammer and Shot Put
- Season best marks - DS (133'2"), HM (121'5.75"), SP (41'10")
- Member of OVC Indoor and Outdoor Championship Teams



## Kristen Paris

RS-Senior, Middle Distance, Fisher, Ill., Fisher HS

- Indoor - Ran 800 meter
- Season best times - 800m (2:09.69)
- Outdoor - Ran 800 meter and 1,500 meter
- Season best times - 800m (2:09.36), 1,500m (4:38.42)
- First team All-OVC in indoor 800m
- Member of OVC Indoor and Outdoor Championship Teams



## Ashley Parola

Sophomore, Middle Distance, Mundelein, Ill., Mundelien HS

- Indoor - Ran 600 meter
- Season best times - 600m (1:50.75)
- Outdoor - Ran 400 meter
- Season best times - 400m (1:07.20)



## Brion Portis

RS-Junior, Jumps, Springfield, Ill., Springfield Southeast HS

- Indoor - Competed in Long Jump and Triple Jump
- Season best marks - LJ (16'9.25"), TJ (40'2")
- Outdoor - Competed in Long Jump and Triple Jump
- Season best marks - LJ (17'10.25"), TJ (39'6.50")
- Member of OVC Indoor and Outdoor Championship Teams



## Louisa Rieger

Freshman, Sprints, Munich, Germany, Gymnasium Ottobrunn

- Indoor - Redshirted indoor season
- Outdoor - Ran 200 meter and 400 meter
- Season best times - 200m (26.98), 400m (1:01.41)

# 2017 PANTHER TRACK PROFILES



**Grace Rowan** *Sophomore, Distance, Belleville, Ill., Belleville Althoff Catholic HS*

- Indoor - Ran 800 meter and Mile
- Season best times - 800m (2:23.68), Mile (5:16.44)
- Outdoor - Ran 1,500 meter
- Season best times - 1,500m (5:09.92)



**Anita Saffa** *Senior, Sprints, Aurora, Ill., Aurora West HS*

- Indoor - Ran 60 meter and 200 meter
- Season best times - 60m (7.56), 200m (25.05)
- Outdoor - Ran 100 meter, 200 meter, 400 meter
- Season best times - 100m (11.92), 200m (23.93), 400m (58.17)
- Second team All-OVC in outdoor 4x100 meter relay
- Member of OVC Indoor and Outdoor Championship Teams



**Cassy Shaffer** *Senior, Middle Distance, Mattoon, Ill., Mattoon HS*

- Indoor - Did not compete during indoor season
- Outdoor - Did not compete during outdoor season



**Ebony Smith** *RS-Junior, Sprints/Jumps, North Chicago, Ill., Waukengen HS*

- Indoor - Did not compete during indoor season
- Outdoor - Did not compete during outdoor season



**Darneisha Spann** *Junior, Sprints/Hurdles, Schaumburg, Ill., Schaumburg HS*

- Indoor - Ran 60 meter hurdles
- Season best times - 60m hurdles (8.49)
- Outdoor - Ran 100 meter hurdles and 200 meter
- Season best times - 100m hurdles (13.98), 200 meter (25.33)
- Second Team All-OVC outdoor in 4x100 meter relay
- Member of OVC Indoor and Outdoor Championship Teams

# 2017 PANTHER TRACK PROFILES



**Shannan Supan** Freshman, Middle Distance, Carlock, Ill., Normal University HS

- Indoor - Redshirted indoor season
- Outdoor - Redshirted outdoor season



**Lea Viano** Junior, Distance, Carlinville, Ill., Carlinville HS

- Indoor - Ran 3K
- Season best times - 3K (10:56.94)
- Outdoor - Ran 1,500 meter and 3K
- Season best times - 1,500m (5:04.14), 5K (18:49.35)



**Jasmine Woodley** Sophomore, Throws, Lombard, Ill., Montini Catholic HS

- Indoor - Competed in Shot Put and Weight Throw
- Season best marks - SP (40'), WT (53'3")
- Outdoor - Competed in Discus, Hammer and Shot Put
- Season best marks - DS (113'5"), HM (167'8"), SP (39'5")
- Member of OVC Indoor and Outdoor Championship Teams



**Lexie Yeley** Junior, Throws, Pekin, Ill., Pekin Community HS

- Indoor - Competed in Shot Put and Weight Throw
- Season best marks - SP (43'5.75'), WT (55'10.25")
- Outdoor - Competed in Discus, Hammer, Javelin and Shot Put
- Season best marks - DS (153'11"), HM (151'8.25"), JV (120'7"), SP (43'1.25")
- Member of OVC Indoor and Outdoor Championship Teams

# NATIONAL CHAMPIONS

## TRACK & FIELD NCAA DIVISION I:

1992... Dan Steele	400 M Hurdles	:49.79
1988... Jim Maton	800 M (Indoor)	1:49.27

## TRACK & FIELD NCAA DIVISION II:

1981... Augustine Oruwari	110 M High Hurdles	:13.9
1979... Robert Johnson	110 M High Hurdles	:13.81
1976... Ed Hatch	400 M Run	:46.8
1975... Toni Ababio	Triple Jump	50'06.75"
	Long Jump	24'05.75"
1974... Darrell Brown	Long Jump	25'07.25"
1974... Men's Track & Field	Team Co-Champions	

## CROSS COUNTRY NCAA DIVISION II:

1977... Men's Cross Country... Team Champions

## TRACK & FIELD NCAA COLLEGE DIVISION:

1973... Rodney Jackson	400 M Hurdles	:51.1
1972... Rodney Jackson	400 M Hurdles	:51.2
1969... John Craft	Triple Jump	53'09.00"

## CROSS COUNTRY NCAA COLLEGE DIVISION:

1969... Men's Cross Country... Team Champions  
1968... Men's Cross Country... Team Champions

## TRACK & FIELD NAIA:

1967... John Craft	Triple Jump	59'02.00"
1955... Ray White	Long Jump	23'11.75"

## WOMEN'S TRACK & FIELD AIAW II

1981..... 4x400 Relay ..... 3:45.83  
..... Greathouse, Ball, Stephens, Johnson

## EIU DIVISION I ALL-AMERICANS

Year	Athlete	Event	Place
2014	Peter Geraghty	Pole Vault	4th
2014	Mick Viken	Pole Vault	9th (2nd)
2014	Peter Geraghty	Pole Vault (Indoor)	11th (2nd)
2013	Jade Riebold (W)	Pole Vault	3rd
2013	Mick Viken	Pole Vault	12th (2nd)
2013	Jade Riebold (W)	Pole Vault (Indoor)	2nd
2013	Mick Viken	Pole Vault (Indoor)	8th
2012	Zye Boey	200m	16th (2nd)
2012	Zye Boey	100m	14th (2nd)
2012	Mick Viken	Pole Vault	12th (2nd)
2012	Jade Riebold (W)	Pole Vault	20th (HM)
2012	Zye Boey	200m (Indoor)	15th (2nd)
2012	Jade Riebold (W)	Pole Vault (Indoor)	14th (2nd)
2011	Zye Boey	100m	21st (HM)
*2011	Zye Boey	200m (Indoor)	7th
2002	Ron White	Javelin	6th
2000	Ron White	Javelin	10th
2000	Gabe Spezia	60m hurdles (Indoor)	10th
1999	Gabe Spezia	60m hurdles (Indoor)	9th
1992	Dan Steele	400m hurdles	1st
1992	Braidy Miller	Hammer	10th
1992	Braidy Miller	Weight Throw (Indoor)	7th
1991	Darrin Steele	Decathlon	5th
1991	Braidy Miller	Weight Throw (Indoor)	3rd
1990	Dan Steele	400m hurdles	5th
1988	Jim Maton	800m	7th
1988	Jim Maton	800m (Indoor)	1st
1987	Jim Maton	800m	3rd
1987	Jim Maton	1000m (Indoor)	2nd
1981	Joe Sheeran	3 mile (Indoor)	2nd
1977	Joe Sheeran	Cross Country	18th
1976	Toni Ababio	Long Jump (Indoor)	6th
1976	Toni Ababio	Triple Jump (Indoor)	6th
1971	Rodney Jackson	110m hurdles	3rd
1969	John Craft	Triple Jump	3rd


\* Starting with the 2011 season, All-Americans were awarded based on finish at National Championships (all first team unless noted)



DARRELL BROWN



RODNEY JACKSON



JIM MATON



AUGUSTINE ORUWARI




**1977 NCAA DIVISION II NATIONAL CHAMPIONS:** (front row, kneeling left-right) Joe Sheeran and Paul Weilmuenster; (middle row, standing left-right) John McNerney, Duncan McHugh and Casey Reinking; (back row, standing left-right) coach Tom Woodall, John Christy, Reo Rorem, Billy Bandy, Larry Schuldt, and graduate assistant Phil Stivers.

**1969 NCAA COLLEGE DIVISION NATIONAL CHAMPIONS:** (left-right) James Skinner, Marty McIntire, Dike Stirrett, and Larry Mayse



# PANTHER OLYMPIANS



Munich1972



SALT LAKE 2002



TM © 1997 IOC



NAGANO  
1998




© 1998 MADE IN JAPAN




Rio2016




**WE DID IT!** The USA-2 sled members (EIU's **Dan Steele celebrates front right**) react as they realize that they have just won bronze. Steele is the associate head track coach at the University of Oregon while his brother Darrin is the CEO of the U.S. Bobsled and Skeleton Federation.



Sandy Osei-Agyeman represented his home country of Ghana in two sprint events at the 1972 Munich Olympics.



John Craft, former USA record holder in the triple jump, placed fifth at the 1972 Olympics.



AUGUSTINE ORUWARI earned an Olympic spot in the hurdles for Nigeria.



LAUREN DOYLE earned an Olympic spot playing for the US National Team in Women's Rugby.

## WINTER OLYMPIANS:

2002	Dan Steele	Bobsled	United States	Bronze Medalist
2002	Darrin Steele	Bobsled	United States	
1998	Dan Steele	Bobsled	United States	
1998	Darrin Steele	Bobsled	United States	

## SUMMER OLYMPIANS:

2016	Lauren Doyle	Women's Rugby	United States	
1976	Mpaka Fyeface	400-M Intermediate Hurdles	Nigeria	<i>Nigeria Withdrew from Olympics</i>
1976	Augustine Oruwari	100-Meter High Hurdles	Nigeria	<i>Nigeria Withdrew from Olympics</i>
1972	Sandy Osei-Agyeman	400-Meter Relay	Ghana	Advanced to 2nd Round
1972	Sandy Osei-Agyeman	100-Meter Dash	Ghana	Advanced to 2nd Round (10.52)
1972	John Craft	Triple Jump	United States	5th Place (55'02.75")

# OHIO VALLEY CONFERENCE

Now in its 66th year, the Ohio Valley Conference continues to build on the success that has made it the nation's eighth-oldest NCAA Division I conference.

In May 2011 the Conference expanded for the second time in four years, adding Belmont University which begins competition in the 2012-13 academic year. The addition of Belmont gives the OVC 12 members, the most the league has had at one time in its illustrious history. The move added a second team in the city of Nashville and was the first addition to the league since Southern Illinois University Edwardsville joined in 2008.

The 2009-10 school year saw a change in leadership as Beth DeBauche was named the seventh full-time Commissioner in league history on July 28, 2009. She is currently one of just five females to be the head of a Division I conference, and one of just eight to lead a Division I conference all-time. The last three commissioners of the OVC have moved onto jobs as the commissioner of the Big Ten, Big 12 and the Mid-American Conferences.

The OVC's proud history dates back to 1948, but seeds for the new league were actually planted in 1941. It was then that Roy Stewart, the athletics director at Murray State, Charles "Turkey" Hughes, the athletics director at Eastern Kentucky, and Kelly Thompson, the public relations director at Western Kentucky, first broached the idea of forming a new conference. Discussions were put on hold by World War II, but reemerged Feb. 27-28, 1948 at the Kentucky Hotel in Louisville as the three original institutions combined with Morehead State, Louisville and Evansville to form the OVC.

In the late 1970s, women's athletics began somewhat of a rebirth on the national scene as the NCAA began sponsoring and marketing women's sports. Recognizing the need to provide increased opportunities for female athletes, the OVC established women's championships in the sports of basketball, tennis and track in 1977, with cross country and volleyball added over the next four years. Those sports were initially governed by the Association of Intercollegiate Athletics for Women (AIAW), but the overall strength of women's programs in the league was demonstrated by the automatic bids the OVC instantly received when the NCAA became the governing body in 1982.

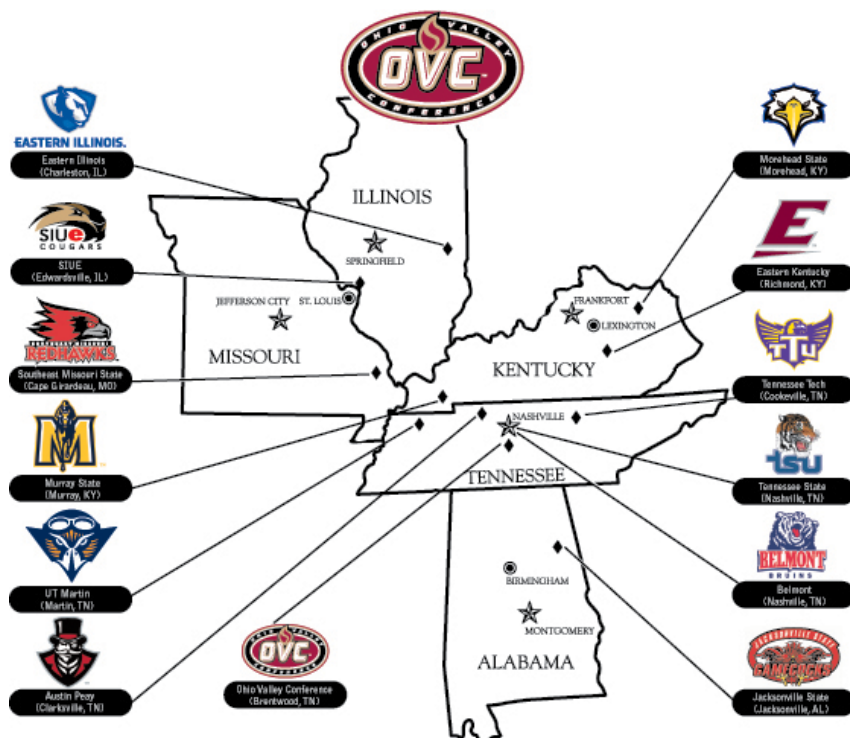
Over its 64 years, OVC teams have garnered national championships and bowl games in football, along with national team or individual titles in the sports of rifle, cross country, track and golf.

The OVC has also produced several Olympic athletes, including Murray State's Morgan Hicks, who was a member of the 2004 United States Olympic Rifle Team and Morehead State's Brian Shimer who competed in five Winter Olympics in bobsled (winning a bronze medal in 2002) and coached the 2010 United States bobsled team to its first gold medal since 1948. In addition, some of the greatest players in professional sports were educated at OVC institutions. The list includes former greats such as football's Phil Simms (Morehead State), basketball's Clem Haskins (Western Kentucky) and Bubba Wells (Austin Peay) and two-sport star Steve Hamilton (Morehead State) to present-day standouts like basketball player Trenton Hassell (Austin Peay), football player Tony Romo (Eastern Illinois) and baseball players George Sherrill (Austin Peay) and Jon Rauch (Morehead State). Hamilton is the only athlete to ever play in the NCAA Basketball Championship, a Major League Baseball World Series (New York Yankees) and a NBA Championship Series (Los Angeles Lakers).

The vision of leadership demonstrated by the Founding Fathers in 1948 remains alive today as the Ohio Valley Conference prepares for the future. One example is in regard to the current trend in collegiate athletics administration for increased involvement of university presidents in setting policies and making rules. The presidents of OVC institutions, however, have always governed the Conference, long before presidential governance became a national theme.

The Ohio Valley Conference sponsors the following sports: baseball, basketball, cross country, football, golf, tennis and track for men, and basketball, cross country, golf, soccer, softball, tennis, track and volleyball for women. In addition, the OVC also sponsors the combined men's and women's sport of rifle.

Now in its seventh decade of competition, the Ohio Valley Conference has grown significantly from its humble beginnings while increasing the number of athletics opportunities it provides for students. Current league representatives include charter members Eastern Kentucky University, Morehead State University and Murray State University, along with Austin Peay State University, Belmont University, Eastern Illinois University, Jacksonville State University, Southeast Missouri State University, Southern Illinois University Edwardsville, Tennessee State University, Tennessee Technological University and the University of Tennessee at Martin.



**BETH DeBAUCHE**  
Commissioner

**OHIO VALLEY CONFERENCE**  
215 Centerview Drive, Suite 115  
Brentwood, TN 37027

(615) 371-1698 (phone)  
(615) 371-1788 (fax)

[www.ovcsports.com](http://www.ovcsports.com)

# TRACK & FIELD HISTORY IN OVC

## 1997 MEN'S INDOOR FINAL RESULTS:

1..... EASTERN ILLINOIS.....	174
2..... Middle Tennessee.....	104
3..... Eastern Kentucky.....	80
4..... Southeast Missouri.....	77
5..... Tennessee State.....	69
6..... Murray State.....	58
7..... Morehead State.....	6

Coach of the Year.....**Tom Akers, EIU**  
Athlete of the Year.....Jason Bialka, EIU

## 1997 WOMEN'S INDOOR FINAL RESULTS:

1..... Southeast Missouri.....	134
2..... Eastern Kentucky.....	119
3..... Middle Tennessee.....	111
4..... Tennessee State.....	69
5..... EASTERN ILLINOIS.....	33
6..... Murray State.....	24
7..... Tennessee-Martin.....	20
8..... Austin Peay.....	19
9..... Morehead State.....	8
10..... Tennessee Tech.....	8

## 1997 MEN'S OUTDOOR FINAL RESULTS:

1..... EASTERN ILLINOIS.....	203
2..... Middle Tennessee.....	147
3..... Southeast Missouri.....	125
4..... Tennessee State.....	102
5..... Eastern Kentucky.....	66
6..... Murray State.....	57
7..... Morehead State.....	28

Coach of the Year.....**Tom Akers, EIU**

## 1997 WOMEN'S OUTDOOR FINAL RESULTS:

1..... Southeast Missouri.....	201
2..... Eastern Kentucky.....	130
3..... Middle Tennessee.....	89
4..... Tennessee State.....	81
5..... EASTERN ILLINOIS.....	51
6..... Tennessee-Martin.....	48
7..... Murray State.....	46
8..... Austin Peay.....	32
9..... Tennessee Tech.....	20
10..... Morehead State.....	4

## 1998 MEN'S INDOOR FINAL RESULTS:

1..... EASTERN ILLINOIS.....	166
2..... Middle Tennessee.....	122.5
3..... Southeast Missouri.....	79.5
4..... Tennessee State.....	77
5..... Eastern Kentucky.....	53
6..... Murray State.....	51
7..... Morehead State.....	22

Coach of the Year.....**Tom Akers, EIU**  
Co-Athlete of the Year.....Todd Moroney, EIU

## 1998 WOMEN'S INDOOR FINAL RESULTS:

1..... Southeast Missouri.....	126.5
2..... Eastern Kentucky.....	104.5
3..... Middle Tennessee.....	95
4..... EASTERN ILLINOIS.....	74
5..... Tennessee State.....	46
6..... Tennessee-Martin.....	39
7..... Austin Peay.....	24
8..... Morehead State.....	19
9..... Murray State.....	13
10..... Tennessee Tech.....	3

## 1998 MEN'S OUTDOOR FINAL RESULTS:

1..... EASTERN ILLINOIS.....	205
2..... Middle Tennessee.....	114
3..... Southeast Missouri.....	111
4..... Eastern Kentucky.....	99
5..... Tennessee State.....	97
6..... Murray State.....	75
7..... Morehead State.....	30

Coach of the Year.....**Tom Akers, EIU**  
Co-Athlete of the Year.....Todd Moroney, EIU

## 1998 WOMEN'S OUTDOOR FINAL RESULTS:

1..... Southeast Missouri.....	156
2..... Eastern Kentucky.....	146.5
3..... EASTERN ILLINOIS.....	107
4..... Tennessee State.....	75
5..... Middle Tennessee.....	66.5
6..... Austin Peay.....	59
7..... Tennessee-Martin.....	36
8..... Murray State.....	32
9..... Morehead State.....	20
10..... Tennessee Tech.....	1

## 1999 MEN'S INDOOR FINAL RESULTS:

1..... EASTERN ILLINOIS.....	176
2..... Middle Tennessee.....	122
3..... Southeast Missouri.....	83
4..... Eastern Kentucky.....	68
5..... Murray State.....	66
6..... Tennessee State.....	42
7..... Morehead State.....	20
8..... Tennessee-Martin.....	6

Coach of the Year.....**Tom Akers, EIU**  
Athlete of the Year.....Jason Bialka, EIU

## 1999 WOMEN'S INDOOR FINAL RESULTS:

1..... Eastern Kentucky.....	109.5
2..... Southeast Missouri.....	85
3..... Tennessee State.....	81
4..... EASTERN ILLINOIS.....	70
5..... Middle Tennessee.....	63
6..... Austin Peay.....	60.5
7..... Morehead State.....	34
8..... Tennessee-Martin.....	30
9..... Murray State.....	11
10..... Tennessee Tech.....	2

## 1999 MEN'S OUTDOOR FINAL RESULTS:

1..... EASTERN ILLINOIS.....	206
2..... Middle Tennessee.....	144
3..... Southeast Missouri.....	137
4..... Murray State.....	91
5..... Eastern Kentucky.....	83
6..... Tennessee State.....	34
7..... Morehead State.....	25
8..... Tennessee-Martin.....	8

Coach of the Year.....**Tom Akers, EIU**

## 1999 WOMEN'S OUTDOOR FINAL RESULTS:

1..... Eastern Kentucky.....	142
2..... Southeast Missouri.....	114
3..... EASTERN ILLINOIS.....	90.5
4..... Tennessee State.....	71
5..... Middle Tennessee.....	70
6..... Austin Peay.....	67.5
7..... Tennessee-Martin.....	66
8..... Murray State.....	45
9..... Morehead State.....	36

## 2000 MEN'S INDOOR FINAL RESULTS:

1..... Middle Tennessee.....	146
2..... EASTERN ILLINOIS.....	145.5
3..... Southeast Missouri.....	68.5
4..... Eastern Kentucky.....	68
5..... Murray State.....	63
6..... Tennessee State.....	35
7..... Morehead State.....	20
8..... Tennessee-Martin.....	20

## 2000 WOMEN'S INDOOR FINAL RESULTS:

1..... Southeast Missouri.....	103
2..... Eastern Kentucky.....	92
3..... Middle Tennessee.....	86
4..... EASTERN ILLINOIS.....	69.5
5..... Austin Peay.....	66
6..... Tennessee State.....	53
7..... Morehead State.....	30
8..... Tennessee-Martin.....	22.5
9..... Murray State.....	12
10..... Tennessee Tech.....	7

## 2000 MEN'S OUTDOOR FINAL RESULTS:

1..... EASTERN ILLINOIS.....	222
2..... Middle Tennessee.....	153.5
3..... Eastern Kentucky.....	96.5
4..... Murray State.....	93
5..... Southeast Missouri.....	92
6..... Tennessee State.....	46
7..... Morehead State.....	17
8..... Tennessee-Martin.....	6

Coach of the Year.....**Tom Akers, EIU**

## 2000 WOMEN'S OUTDOOR FINAL RESULTS:

1..... Southeast Missouri.....	136
2..... Middle Tennessee.....	111
3..... EASTERN ILLINOIS.....	110
4..... Eastern Kentucky.....	86
5..... Austin Peay.....	79
6..... Tennessee State.....	64
7..... Tennessee-Martin.....	47
8..... Morehead State.....	36
9..... Tennessee Tech.....	19
10..... Murray State.....	11

## 2001 MEN'S INDOOR FINAL RESULTS:

1..... EASTERN ILLINOIS.....	212
2..... Southeast Missouri.....	151
3..... Eastern Kentucky.....	91
4..... Tennessee State.....	48
5..... Murray State.....	47
6..... Morehead State.....	23

Coach of the Year.....**Tom Akers, EIU**  
Athlete of the Year.....Jason Bialka, EIU

## 2001 WOMEN'S INDOOR FINAL RESULTS:

1..... Austin Peay.....	127
2..... Tennessee State.....	109
3..... Eastern Kentucky.....	86
4..... Southeast Missouri.....	75
5..... EASTERN ILLINOIS.....	53
6..... Morehead State.....	45
7..... Tennessee Tech.....	27
8..... Murray State.....	14
9..... Tennessee-Martin.....	10

# TRACK & FIELD HISTORY IN THE OHIO VALLEY

## 2001 MEN'S OUTDOOR FINAL RESULTS:

1..... EASTERN ILLINOIS.....	269
2..... Southeast Missouri.....	200
3..... Eastern Kentucky.....	84.5
4..... Murray State.....	81
5..... Tennessee State.....	74.5
6..... Morehead State.....	21

Coach of the Year..... **Tom Akers, EIU**  
Athlete of the Year..... Jarrod Macklin, EIU

## 2001 WOMEN'S OUTDOOR FINAL RESULTS:

1..... Tennessee State.....	128.5
2..... Southeast Missouri.....	122
3..... Austin Peay.....	115.5
4..... Eastern Kentucky.....	93
5..... EASTERN ILLINOIS.....	85.5
6..... Morehead State.....	46
7..... Tennessee Tech.....	39
8..... Tennessee-Martin.....	36
9..... Murray State.....	35.5

## 2002 MEN'S INDOOR FINAL RESULTS:

1..... EASTERN ILLINOIS.....	216
2..... Southeast Missouri.....	111
3..... Eastern Kentucky.....	99
4..... Murray State.....	82
5..... Tennessee State.....	60
6..... Morehead State.....	40

Coach of the Year..... **Tom Akers, EIU**  
Athlete of the Year..... Jarrod Macklin, EIU

## 2002 WOMEN'S INDOOR FINAL RESULTS:

1..... Tennessee State.....	159
2..... EASTERN ILLINOIS.....	113
3..... Southeast Missouri.....	103
4..... Austin Peay.....	92
5..... Eastern Kentucky.....	63
6..... Morehead State.....	35
7..... Murray State.....	35
8..... Tennessee Tech.....	15
9..... Tennessee-Martin.....	9

## 2002 MEN'S OUTDOOR FINAL RESULTS:

1..... EASTERN ILLINOIS.....	229
2..... Southeast Missouri.....	158
3..... Eastern Kentucky.....	131
4..... Tennessee State.....	90.5
5..... Murray State.....	77
6..... Morehead State.....	38.5

Coach of the Year..... **Tom Akers, EIU**  
Athlete of the Year..... Ron White, EIU

## 2002 WOMEN'S OUTDOOR FINAL RESULTS:

1..... Tennessee State.....	183
2..... Southeast Missouri.....	146
3..... EASTERN ILLINOIS.....	103
4..... Austin Peay.....	102.5
5..... Eastern Kentucky.....	78
6..... Morehead State.....	47
7..... Tennessee Tech.....	34.5
8..... Murray State.....	23
..... Tennessee-Martin.....	23

## 2003 MEN'S INDOOR FINAL RESULTS:

1..... EASTERN ILLINOIS.....	197
2..... Eastern Kentucky.....	122
3..... Southeast Missouri.....	114
4..... Tennessee State.....	113
5..... Murray State.....	48
6..... Morehead State.....	16

Coach of the Year..... **Tom Akers, EIU**  
Co-Athlete of the Year..... Kyle O'Brien, EIU

## 2003 WOMEN'S INDOOR FINAL RESULTS:

1..... Tennessee State.....	139.50
2..... Southeast Missouri.....	136
3..... Eastern Kentucky.....	130
4..... EASTERN ILLINOIS.....	117
5..... Austin Peay.....	32
6..... Morehead State.....	28
7..... Murray State.....	20.50
8..... Tennessee-Martin.....	13
9..... Tennessee Tech.....	8

## 2003 MEN'S OUTDOOR FINAL RESULTS:

1..... EASTERN ILLINOIS.....	236.33
2..... Southeast Missouri.....	141
3..... Tennessee State.....	127
4..... Eastern Kentucky.....	124
5..... Murray State.....	83.33
6..... Morehead State.....	21.33

Coach of the Year..... **Tom Akers, EIU**  
Co-Athlete of the Year..... Kyle O'Brien, EIU

## 2003 WOMEN'S OUTDOOR FINAL RESULTS:

1..... Southeast Missouri.....	193
2..... Eastern Kentucky.....	174
3..... Tennessee State.....	140.50
4..... EASTERN ILLINOIS.....	108
5..... Austin Peay.....	40
6..... Murray State.....	39.50
7..... Tennessee Tech.....	21
8..... Morehead State.....	13
9..... Tennessee-Martin.....	12

## 2004 MEN'S INDOOR FINAL RESULTS:

1..... EASTERN ILLINOIS.....	203
2..... Southeast Missouri.....	123
3..... Eastern Kentucky.....	116
4..... Tennessee State.....	61
5..... Samford.....	47
6..... Murray State.....	45
7..... Morehead State.....	24

Coach of the Year..... **Tom Akers, EIU**

## 2004 WOMEN'S INDOOR FINAL RESULTS:

1..... Southeast Missouri.....	170
2..... Eastern Kentucky.....	108
3..... EASTERN ILLINOIS.....	97
4..... Tennessee State.....	92.25
5..... Samford.....	48.75
6..... Austin Peay.....	35
7..... Murray State.....	34
8..... Tennessee Tech.....	17
9..... Jacksonville State.....	13
10..... Morehead State.....	9

Co-Athlete of the Year..... Alicia Harris, EIU

## 2004 MEN'S OUTDOOR FINAL RESULTS:

1..... EASTERN ILLINOIS.....	260
2..... Southeast Missouri.....	163
3..... Eastern Kentucky.....	122
4..... Samford.....	72
5..... Tennessee State.....	49
6..... Murray State.....	38
7..... Morehead State.....	29

Coach of the Year..... **Tom Akers, EIU**

## 2004 WOMEN'S OUTDOOR FINAL RESULTS:

1..... Southeast Missouri.....	205
2..... EASTERN ILLINOIS.....	101
3..... Samford.....	96
4..... Tennessee State.....	90
5..... Eastern Kentucky.....	68
6..... Murray State.....	58
7..... Austin Peay.....	39
8..... Jacksonville State.....	33
9..... Morehead State.....	28
10..... Tennessee Tech.....	21

## 2005 MEN'S OUTDOOR FINAL RESULTS:

1..... Southeast Missouri.....	220.5
2..... EASTERN ILLINOIS.....	211.5
3..... Eastern Kentucky.....	105
4..... Samford.....	71.5
5..... Tennessee State.....	66.5
6..... Morehead State.....	52
7..... Murray State.....	8

Freshman of the Year..... Tristan McKinnis, EIU

## 2005 WOMEN'S OUTDOOR FINAL RESULTS:

1..... Southeast Missouri.....	154
2..... EASTERN ILLINOIS.....	119
3..... Tennessee State.....	117
4..... Eastern Kentucky.....	112
5..... Samford.....	92
6..... Jacksonville State.....	55
7..... Murray State.....	35
8..... Austin Peay.....	30
9..... Tennessee Tech.....	23.5
10..... Morehead State.....	3.5

Field Athlete of the Year..... Ronesha Franklin, EIU

## 2005 MEN'S INDOOR FINAL RESULTS:

1..... EASTERN ILLINOIS.....	189
2..... Southeast Missouri.....	175
3..... Eastern Kentucky.....	112
4..... Samford.....	51
5..... Tennessee State.....	48
6..... Morehead State.....	39
7..... Murray State.....	3
..... Jacksonville State.....	Non-Scoring

Coach of the Year..... **Tom Akers, EIU**

## 2005 WOMEN'S INDOOR FINAL RESULTS:

1..... Southeast Missouri.....	155
2..... EASTERN ILLINOIS.....	119.5
3..... Tennessee State.....	91
4..... Samford.....	79
5..... Eastern Kentucky.....	78
6..... Jacksonville State.....	36
7..... Austin Peay.....	23
..... Murray State.....	23
9..... Tennessee Tech.....	14.5
10..... Morehead State.....	4

# TRACK & FIELD HISTORY IN THE OHIO VALLEY

## 2006 MEN'S INDOOR FINAL RESULTS:

1..... EASTERN ILLINOIS.....	208.5
2..... Southeast Missouri.....	142
3..... Tennessee State.....	101.5
4..... Eastern Kentucky.....	73
5..... Samford.....	44
6..... Morehead State.....	36
7..... Murray State.....	11

Coach of the Year.....**Tom Akers, EIU**  
Field Athlete of the Year.....**Obe Eruteya, EIU**

## 2006 WOMEN'S INDOOR FINAL RESULTS:

1..... Southeast Missouri.....	137
2..... Tennessee State.....	123
3..... Eastern Kentucky.....	85
4..... Samford.....	77
5..... EASTERN ILLINOIS.....	74
6..... Austin Peay.....	49
7..... Jacksonville State.....	43
8..... Murray State.....	23
9..... Tennessee Tech.....	6
10..... Morehead State.....	5

## 2006 MENS OUTDOOR FINAL RESULTS

1..... Southeast Missouri.....	209
2..... EASTERN ILLINOIS.....	205
3..... Tennessee State.....	129
4..... Morehead State.....	72
5..... Eastern Kentucky.....	60
6..... Samford.....	54
7..... Murray State.....	7

Field Athlete of the Year.....**Austin Hogue**

## 2006 WOMEN'S OUTDOOR FINAL RESULTS

1..... Southeast Missouri.....	149.5
2..... Jacksonville State.....	115.5
3..... EASTERN ILLINOIS.....	93
4..... Samford.....	91
5..... Eastern Kentucky.....	85
6..... Tennessee State.....	82
7..... Austin Peay.....	64
8..... Murray State.....	40
9..... Tennessee Tech.....	12
10..... Morehead State.....	8

## 2007 MENS OUTDOOR FINAL RESULTS

1..... EASTERN ILLINOIS.....	246
2..... Southeast Missouri.....	176
3..... Eastern Kentucky.....	89
4..... Samford.....	85
5..... Tennessee State.....	81
6..... Morehead State.....	35

Coach of the Year..... Tom Akers

## 2007 WOMEN'S OUTDOOR FINAL RESULTS

1..... EASTERN ILLINOIS.....	197
2..... Tennessee State.....	106.5
3..... Southeast Missouri.....	105
4..... Jacksonville State.....	96
5..... Murray State.....	67
6..... Samford.....	64
7..... Eastern Kentucky.....	42
8..... Austin Peay.....	31.5
9..... Tennessee Tech.....	23
10..... Morehead State.....	7

Coach of the Year..... Mary Wallace

## 2007 MENS INDOOR FINAL RESULTS

1..... EASTERN ILLINOIS.....	207
2..... Southeast Missouri.....	135
3..... Tennessee State.....	95
4..... Eastern Kentucky.....	90
5..... Samford.....	44
6..... Morehead State.....	38

Athlete of the Year.....**Dan Strackeljahn**  
Coach of the Year..... Tom Akers

## 2007 WOMEN'S INDOOR FINAL RESULTS

1..... EASTERN ILLINOIS.....	132
2..... Tennessee State.....	117
3..... Southeast Missouri.....	100
4..... Eastern Kentucky.....	64
5..... Samford.....	63
6..... Jacksonville State.....	62
7..... Murray State.....	40.5
8..... Austin Peay.....	30.5
9..... Morehead State.....	9
10..... Tennessee Tech.....	5

Freshman of the Year.....**Kandace Arnold**  
Coach of the Year..... Mary Wallace

## 2008 MENS OUTDOOR FINAL RESULTS

1..... Southeast Missouri.....	174.5
2..... EASTERN ILLINOIS.....	172
3..... Eastern Kentucky.....	96.5
4..... Tennessee State.....	77
5..... Samford.....	49
6..... Morehead State.....	14

## 2008 WOMEN'S OUTDOOR FINAL RESULTS

1..... Tennessee State.....	164.5
2..... Samford.....	118.5
3..... EASTERN ILLINOIS.....	111.5
4..... Southeast Missouri.....	95
5..... Murray State.....	70.5
6..... Austin Peay.....	63.5
7..... Jacksonville State.....	63.5
8..... Tennessee Tech.....	31
9..... Eastern Kentucky.....	21
10..... Morehead State.....	1

## 2008 MENS INDOOR FINAL RESULTS

1..... Eastern Kentucky.....	147
2..... EASTERN ILLINOIS.....	129
3..... Southeast Missouri.....	117
4..... Tennessee State.....	67
5..... Samford.....	16
6..... Morehead State.....	10

Freshman of the Year.....**Joe Noonan**

## 2008 WOMEN'S INDOOR FINAL RESULTS

1..... Tennessee State.....	128
2..... EASTERN ILLINOIS.....	86.5
3..... Jacksonville State.....	78
4..... Murray State.....	74.5
5..... Samford.....	68.5
6..... Southeast Missouri.....	68.5
7..... Eastern Kentucky.....	48
8..... Austin Peay.....	42.5
9..... Tennessee Tech.....	28.5
10..... Morehead State.....	0

## EASTERN ILLINOIS RETIRES JERSEY IN HONOR OF JOHN CRAFT

Eastern Illinois athletics honored one of its all time great track and field athletes on January 22, 2011 as they retired a jersey in honor of former Olympic triple jumper John Craft. The annual Mega Meet will also be renamed in honor of Craft starting with 2012 running of the event.

Craft becomes the seventh former Eastern Illinois athlete to have their jersey retired. He was a triple jumper at EIU from 1965-69 and still holds the school mark for the outdoor triple jump at 53'9". As a senior in 1969, Craft won three of four National Championships as he won the NAIA, NCAA College Division and AAU titles while placing third in the NCAA University Division Championships to become EIU's first University Division All-American.

Craft would go on to win five AAU outdoor triple jump championships (1969, 1971-74) and four indoor AAU triple jump championships (1971-74) as he ranked among the world's elite athletes. In 1972 he set both the indoor and outdoor American triple jump records. His jump of 56'2" at the USA Olympic Trials earned him a spot at the 1972 Munich Olympics with his record setting mark. He set the indoor mark of 55'5" winning the first annual USA-Soviet Union Dual Meet.

Craft would compete as a member of the US Olympic Team at the 1972 Munich Games placing fifth in the triple jump with a distance of 55'2.75". He was inducted into the NAIA Helms Hall of Fame in 1974 and the USTFCCCA Division II Track & Field Hall of Fame in 2003. In 1982 Craft was a charter member of the EIU Athletic Hall of Fame. Following his competitive career Craft worked as long time coach at Eastern Illinois serving as the women's track and field coach until 2002.



# TRACK & FIELD HISTORY IN OVC

## 2009 MENS OUTDOOR FINAL RESULTS

1..... EASTERN ILLINOIS.....	227
2..... Eastern Kentucky.....	141
3..... Southeast Missouri.....	124
4..... Tennessee State.....	45
5..... Texas Pan American.....	36
6..... Morehead State.....	6

Coach of the Year ..... Tom Akers  
Male Athlete of Championships ..... Zye Boey

## 2009 WOMEN'S OUTDOOR FINAL RESULTS

1..... EASTERN ILLINOIS.....	188
2..... Southeast Missouri.....	155
3..... Murray State.....	91.5
4..... Jacksonville State.....	78.5
5..... Austin Peay.....	76.5
6..... Eastern Kentucky.....	72
7..... Tennessee State.....	62
8..... Tennessee Tech.....	25.5
9..... Morehead State.....	0

Coach of the Year ..... Tom Akers

## 2009 MENS INDOOR FINAL RESULTS

1..... EASTERN ILLINOIS.....	199
2..... Southeast Missouri.....	140
3..... Eastern Kentucky.....	105
4..... Tennessee State.....	39

Coach of the Year ..... Tom Akers  
Male Athlete of Championships ..... Zye Boey

## 2009 WOMEN'S INDOOR FINAL RESULTS

1..... EASTERN ILLINOIS.....	146
2..... Southeast Missouri.....	108.5
3..... Murray State.....	86
4..... Tennessee State.....	77.5
5..... Eastern Kentucky.....	71
6..... Austin Peay.....	55
7..... Jacksonville State.....	42
8..... Tennessee Tech.....	37

Coach of the Year ..... Tom Akers

## 2010 MENS OUTDOOR FINAL RESULTS

1..... EASTERN ILLINOIS.....	261
2..... Southeast Missouri.....	128
3..... Eastern Kentucky.....	106
4..... Tennessee State.....	61
5..... Morehead State.....	22

Coach of the Year ..... Tom Akers  
Male Athlete of Championships ..... Zye Boey

## 2010 WOMEN'S OUTDOOR FINAL RESULTS

1..... EASTERN ILLINOIS.....	212
2..... Southeast Missouri.....	155.5
3..... Eastern Kentucky.....	131
4..... Jacksonville State.....	73.5
5..... Tennessee Tech.....	67
6..... Austin Peay.....	66.5
7..... Tennessee State.....	42.5
8..... Murray State.....	30
9..... Morehead State.....	1

Coach of the Year ..... Tom Akers  
Female Athlete of Championships Kandace Arnold

## 2010 MENS INDOOR FINAL RESULTS

1..... EASTERN ILLINOIS.....	178
2..... Southeast Missouri.....	150.5
3..... Eastern Kentucky.....	88.5
4..... Tennessee State.....	71

Coach of the Year ..... Tom Akers

## 2010 WOMEN'S INDOOR FINAL RESULTS

1..... EASTERN ILLINOIS.....	142
2..... Eastern Kentucky.....	128
3..... Southeast Missouri.....	93
4..... Austin Peay.....	72
5..... Murray State.....	57
6..... Jacksonville State.....	54
7..... Tennessee State.....	42
8..... Tennessee Tech.....	36

Coach of the Year ..... Tom Akers  
Female Athlete of Championships Kandace Arnold

## 2011 MENS OUTDOOR FINAL RESULTS

1..... EASTERN ILLINOIS.....	266
2..... Southeast Missouri.....	150
3..... Eastern Kentucky.....	92
4..... Tennessee State.....	74
5..... Morehead State.....	32

Coach of the Year ..... Tom Akers  
Male Athlete of Championships .....  
..... Darren Paterson  
Freshman of the Year ..... Mick Viken

## 2011 WOMEN'S OUTDOOR FINAL RESULTS

1..... EASTERN ILLINOIS.....	185
2..... Southeast Missouri.....	181
3..... Eastern Kentucky.....	136
4..... Jacksonville State.....	106.5
5..... Murray State.....	48
6..... Austin Peay.....	44
7..... Tennessee State.....	34.5
8..... Tennessee Tech.....	25
9..... Morehead State.....	16

Coach of the Year ..... Tom Akers

## 2011 MENS INDOOR FINAL RESULTS

1..... EASTERN ILLINOIS.....	238
2..... Eastern Kentucky.....	99
3..... Southeast Missouri.....	94
4..... Tennessee State.....	53

Coach of the Year ..... Tom Akers  
Male Athlete of the Championships..... Zye Boey

## 2011 WOMEN'S INDOOR FINAL RESULTS

1..... EASTERN ILLINOIS.....	177.3
2..... Eastern Kentucky.....	139.5
3..... Southeast Missouri.....	106.5
4..... Jacksonville State.....	63.3
5..... Tennessee State.....	48
6..... Austin Peay.....	38
7..... Murray State.....	28.3
8..... Tennessee Tech.....	23

Coach of the Year ..... Tom Akers



# TRACK & FIELD HISTORY IN THE OHIO VALLEY

## 2012 MENS OUTDOOR FINAL RESULTS

1..... EASTERN ILLINOIS.....	246.5
2..... Southeast Missouri .....	193
3..... Eastern Kentucky.....	90.5
4..... Tennessee State .....	66
5..... Morehead State .....	15

Coach of the Year ..... Tom Akers  
 Male Athlete of Championships ..... Zye Boye

## 2012 WOMEN'S OUTDOOR FINAL RESULTS

1..... EASTERN ILLINOIS.....	179.5
2..... Southeast Missouri .....	170
3..... Murray State .....	112
4..... Jacksonville State .....	111
5..... Eastern Kentucky.....	77
6..... Tennessee State .....	55.6
7..... Austin Peay.....	51
8..... Morehead State .....	16
9..... Tennessee Tech.....	8

Coach of the Year ..... Tom Akers

## 2012 MENS INDOOR FINAL RESULTS

1..... EASTERN ILLINOIS.....	196
2..... Southeast Missouri .....	112
3..... Eastern Kentucky.....	94
4..... Tennessee State .....	87

Coach of the Year ..... Tom Akers

## 2012 WOMEN'S INDOOR FINAL RESULTS

1..... EASTERN ILLINOIS.....	149.5
2..... Eastern Kentucky.....	101
3..... Jacksonville State .....	86
4..... Tennessee State .....	83
5..... Southeast Missouri .....	74
6..... Murray State .....	63
7..... Austin Peay.....	62.5
8..... Tennessee Tech.....	3

Coach of the Year ..... Tom Akers

## 2013 MENS OUTDOOR FINAL RESULTS

1..... EASTERN ILLINOIS.....	222.5
2..... Southeast Missouri .....	189.5
3..... SIU Edwardsville.....	131.5
4..... Eastern Kentucky.....	79
5..... Tennessee State .....	68
6..... Belmont.....	43.5
7..... Morehead State .....	28

Coach of the Year ..... Tom Akers

## 2013 WOMEN'S OUTDOOR FINAL RESULTS

1..... EASTERN ILLINOIS.....	145.5
2..... Murray State .....	124
3..... Southeast Missouri .....	115
4..... SIU Edwardsville.....	99
5..... Tennessee State .....	92
6..... Eastern Kentucky.....	63
7..... Jacksonville State .....	55
8..... Austin Peay.....	44.5
9..... Belmont.....	30
10..... Morehead State .....	8
11..... Tennessee Tech .....	3



## 2013 MENS INDOOR FINAL RESULTS

1..... EASTERN ILLINOIS.....	199
2..... Southeast Missouri .....	115.50
3..... Eastern Kentucky.....	104
4..... SIU Edwardsville.....	82
5..... Tennessee State .....	78.5
6..... Belmont.....	29

Coach of the Year ..... Tom Akers  
 Male Athlete of Championships ..... Calvin Edwards

## 2013 WOMEN'S INDOOR FINAL RESULTS

1..... Southeast Missouri .....	101
2..... Tennessee State .....	95
3..... Eastern Illinois .....	88
4..... Murray State .....	87
5..... SIU Edwardsville.....	74
6..... Eastern Kentucky.....	67
7..... Jacksonville State .....	54
8..... Austin Peay.....	41
9..... Belmont.....	17
10..... Tennessee Tech.....	NS

## 2014 MENS OUTDOOR FINAL RESULTS

1..... Southeast Missouri .....	207
2..... Eastern Illinois .....	194.5
3..... SIU Edwardsville.....	116
4..... Tennessee State .....	101.5
5..... Belmont.....	87
6..... Eastern Kentucky.....	85
7..... Morehead State .....	16

## 2014 WOMEN'S OUTDOOR FINAL RESULTS

1..... Southeast Missouri .....	141
2..... Austin Peay .....	133.5
3..... Eastern Illinois .....	122.5
4..... Tennessee State .....	120.5
5..... Eastern Kentucky.....	78.5
6..... SIU Edwardsville.....	74
7..... Murray State .....	60
8..... Jacksonville State .....	36
9..... Belmont.....	35
10..... Morehead State .....	10
11..... Tennessee Tech.....	6

## 2014 MENS INDOOR FINAL RESULTS

1..... Southeast Missouri .....	161
2..... Eastern Illinois .....	144
3..... Tennessee State .....	118
4..... SIU Edwardsville.....	100
5..... Eastern Kentucky.....	79
6..... Belmont.....	54

## 2014 WOMEN'S INDOOR FINAL RESULTS

1..... Tennessee State .....	144
3..... Eastern Illinois .....	96
3..... Austin Peay.....	93.5
4..... Southeast Missouri .....	81
5..... SIU Edwardsville.....	67
6..... Murray State .....	66.5
7..... Belmont.....	45
8..... Eastern Kentucky.....	40
9..... Jacksonville State .....	30
10..... Tennessee Tech.....	NS

# TRACK & FIELD HISTORY IN THE OHIO VALLEY



## 2015 MENS OUTDOOR FINAL RESULTS

1.....	<b>EASTERN ILLINOIS</b> .....	<b>233.5</b>
2.....	Southeast Missouri.....	216
3.....	SIU Edwardsville.....	141.5
4.....	Eastern Kentucky.....	99
5.....	Belmont.....	80
6.....	Tennessee State.....	34
7.....	Morehead State.....	4

**Coach of the Year** ..... Tom Akers  
**Athlete of the Championships** ..Norvel Mohammed

## 2015 WOMEN'S OUTDOOR FINAL RESULTS

1.....	Tennessee State.....	128.5
2.....	<b>Eastern Illinois</b> .....	<b>127</b>
3.....	Austin Peay.....	119
4.....	Southeast Missouri.....	105.5
5.....	Eastern Kentucky.....	91
6.....	Murray State.....	81.5
7.....	SIU Edwardsville.....	78
8.....	Jacksonville State.....	40.5
9.....	Belmont.....	31
10....	Morehead State.....	11
11....	Tennessee Tech.....	3

## 2015 MENS INDOOR FINAL RESULTS

1.....	Southeast Missouri.....	181
2.....	<b>Eastern Illinois</b> .....	<b>169.5</b>
3.....	SIU Edwardsville.....	115
4.....	Eastern Kentucky.....	90
5.....	Tennessee State.....	59.5
6.....	Belmont.....	32

**Coach of the Year** ..... Tom Akers

## 2015 WOMEN'S INDOOR FINAL RESULTS

1.....	<b>EASTERN ILLINOIS</b> .....	<b>132.5</b>
2.....	Tennessee State.....	101
3.....	Southeast Missouri.....	98.5
4.....	Eastern Kentucky.....	88
5.....	Austin Peay.....	82
6.....	Murray State.....	54
7.....	SIU Edwardsville.....	43
8.....	Belmont.....	40
9.....	Jacksonville State.....	24
10....	Tennessee Tech.....	NS

**Coach of the Year** ..... Tom Akers

## 2016 MENS OUTDOOR FINAL RESULTS

1.....	Southeast Missouri.....	199.5
2.....	<b>EASTERN ILLINOIS</b> .....	<b>140.5</b>
3.....	Tennessee St.....	133
4.....	Eastern Kentucky.....	114
5.....	SIU Edwardsville.....	103
6.....	Belmont.....	96
7.....	Morehead State.....	17

## 2016 WOMEN'S OUTDOOR FINAL RESULTS

1.....	<b>EASTERN ILLINOIS</b> .....	<b>163</b>
2.....	Tennessee St.....	144.5
3.....	Austin Peay.....	81
4.....	Southeast Missouri.....	79
5.....	SIU Edwardsville.....	72
6.....	Jacksonville St.....	65
6.....	Murray State.....	65
8.....	Tennessee Tech.....	59.5
9.....	Eastern Kentucky.....	52
10....	Belmont.....	32
11....	Morehead State.....	5

**Coach of the Year** ..... Tom Akers

## 2016 MENS INDOOR FINAL RESULTS

1.....	<b>EASTERN ILLINOIS</b> .....	<b>140</b>
2.....	Southeast Missouri.....	134
3.....	Tennessee St.....	132.5
4.....	Eastern Kentucky.....	99
5.....	SIU Edwardsville.....	87
6.....	Belmont.....	64.5

**Coach of the Year** ..... Tom Akers

## 2016 WOMEN'S INDOOR FINAL RESULTS

1.....	Tennessee St.....	124
2.....	<b>EASTERN ILLINOIS</b> .....	<b>99</b>
3.....	Eastern Kentucky.....	74
4.....	Murray State.....	68
5.....	Austin Peay.....	63
6.....	Southeast Missouri.....	56
7.....	SIU Edwardsville.....	53
8.....	Tennessee Tech.....	49
9.....	Jacksonville St.....	47
10....	Belmont.....	30

## 2017 MENS OUTDOOR FINAL RESULTS

1.....	Southeast Missouri.....	182
2.....	Belmont.....	138
3.....	<b>EASTERN ILLINOIS</b> .....	<b>136</b>
4.....	Tennessee State.....	129
5.....	Eastern Kentucky.....	109
6.....	SIU Edwardsville.....	72
7.....	UT Martin.....	20
8.....	Morehead State.....	17

## 2017 WOMEN'S OUTDOOR FINAL RESULTS

1.....	<b>EASTERN ILLINOIS</b> .....	<b>128</b>
2.....	Tennessee State.....	102
3.....	Tennessee Tech.....	91
4.....	Murray State.....	89.5
5.....	Austin Peay.....	87.3
6.....	Eastern Kentucky.....	87
7.....	Jacksonville State.....	75.3
8.....	Southeast Missouri.....	70
9.....	SIU Edwardsville.....	47.3
10....	Belmont.....	27.5
11....	UT Martin.....	13
12....	Morehead State.....	NS

**Coach of the Year** ..... Tom Akers

## 2017 MENS INDOOR FINAL RESULTS

1.....	<b>EASTERN ILLINOIS</b> .....	<b>141</b>
2.....	Tennessee State.....	120
2.....	Eastern Kentucky.....	120
4.....	SIU Edwardsville.....	94
5.....	Southeast Missouri.....	92
6.....	Belmont.....	74
7.....	UT Martin.....	19

## 2017 WOMEN'S INDOOR FINAL RESULTS

1.....	<b>EASTERN ILLINOIS</b> .....	<b>125</b>
2.....	Tennessee Tech.....	111
3.....	Tennessee State.....	110
4.....	Eastern Kentucky.....	71
5.....	Austin Peay.....	70
6.....	Murray State.....	54.5
7.....	Jacksonville State.....	46.5
8.....	SIU Edwardsville.....	30
9.....	Southeast Missouri.....	19
10....	UT Martin.....	17
11....	Belmont.....	7
12....	Morehead State.....	2

# EIU PANTHER TOP 10 RECORD BOOK

## MEN'S INDOOR TRACK & FIELD

2017 FINAL ... **Blue Bold** indicates record set during the 2016-17 season

### 60-METER DASH

1	6.66	Zye Boey	2009
2	6.69c	Cameron Mabry	1998
	6.69c	Claude Magee	1984
<b>4</b>	<b>6.71</b>	<b>Johnathan Boey</b>	<b>2015</b>
	6.71c	Obadiah Cooper	1993
6	6.72	DeMarcus Brooks	2009
	6.72	Carlton Christopher	1999
8	6.74c	Chris Watson	1998
<b>9</b>	<b>6.76</b>	<b>Jamal Robinson</b>	<b>2017</b>
		Christian Ilunga-Matthiesen	2016

c - .48 conversion from 55m to 60m

### 60-METER HURDLES

1	7.78	Gabe Spezia	2000
2	7.82c	Augustine Oruwari	1981
3	7.88c	Robert Johnson	1979
4	7.96	Greg Belger	2002
	7.96c	Jim Sledge	1991
6	7.97c	Rodney Jackson	1971
7	7.99	Kirkland Thornton	2006
8	8.00c	Rodney McMullen	1986
9	8.02	Tyler Carter	2011
10	8.03	Dominique Hall	2013

c - .53 conversion from 55mHH to 60mHH

### 200-METER DASH

1	20.89	Zye Boey	2011
2	21.13	Obadiah Cooper	1993
3	21.19	Chris Watson	1998
4	21.21	Calvin Edwards	2014
5	21.23	Norvel Mohammed	2015
6	21.54	Chad White	1998
7	21.57	DeMarcus Brooks	2009
8	21.61	Jarrod Macklin	2002
9	21.67	Darren Patterson	2011
<b>10</b>	<b>21.69</b>	<b>Jamal Robinson</b>	<b>2016</b>

### 400-METER DASH

1	46.92	Chad White	1999
2	47.05	Norvel Mohammed	2015
3	47.06	Jarrod Macklin	2000
4	47.35	Calvin Edwards	2014
5	47.87	Dan Steele	1991
6	47.89	Darren Patterson	2011
7	48.02	George Wilson	1996
8	48.04	Ian Isaacs	1989
9	48.12	Marcus Williams	2010
10	48.2*	Ed Hatch	1976

### 600-METER RUN

1	1:18.96	Ephraim Dorsey	2015
2	1:19.67	Sean Wiggan	2010
3	1:19.97	Kert McAfee	1997
4	1:20.30	David Holm	2008
5	1:20.37	Justin Stewart	2010
6	1:20.41	Chad White	1998
7	1:20.85	Mike McBride	1997
8	1:21.07	Wes Sheldon	2008
9	1:21.11	Marcus Williams	2010
	1:21.11	Jermaine Jones	2002

### 800-METER RUN

1	1:48.62	Jim Maton	1988
2	1:48.86	David Holm	2009
3	1:49.00	Ephraim Dorsey	2015
4	1:50.13	Bryce Basting	2013
5	1:50.86	Sean Wiggan	2013
6	1:51.0*	Paco Morera	1976
7	1:51.7*	Ken Jacobi	1974
8	1:52.04	Steve Cross	2002
9	1:52.20	Clint Coffey	2009
10	1:52.30	Wes Sheldon	2011

### MILE RUN

1	4:03.6*	Reo Rorem	1979
2	4:03.9*	Mike Larson	1976
3	4:04.72	Dan Strackeljahn	2007
4	4:05.1*	Paco Morera	1976
<b>5</b>	<b>4:05.81</b>	<b>Riley McInerney</b>	<b>2017</b>
6	4:06.53	Bryce Basting	2013
7	4:06.9*	Jim Maton	1987
8	4:07.88	Jason Bialka	2000
9	4:08.5*	John McInerney	1978
10	4:08.69	Graham Morris	2012

### 3000-METER RUN

1	8:08.36	Jason Bialka	2001
2	8:09.41	Dan Strackeljahn	2007
3	8:10.71	Pablo Ramirez	2014
4	8:11.2*	Mike Larson	1976
5	8:13.6*	Tim Warneke	1982
	8:13.6*	Reo Rorem	1979
7	8:14.8*	Casey Reinking	1978
<b>8</b>	<b>8:15.75</b>	<b>Riley McInerney</b>	<b>2017</b>
9	8:16.20	Todd Moroney	1998
10	8:19.02	Graham Morris	2012

### 5000-METER RUN

1	14:01.3y	Joe Sheeran	1981
2	14:11.0y	Perry Edinger	1983
	14:11.0y	Tim Warneke	1982
4	14:15.66	Pablo Ramirez	2014
5	14:16.2y	Mike Larson	1976
6	14:18.33	Kyle O'Brien	2003
7	14:20.96	Dave Carlson	2005
8	14:21.13	Scott Touchette	1993
9	14:25.8y	Chuck Elliott	1980
10	14:28.5y	Ken Burke	1975

y - converted from 3 miles to 5000 meters

### 4x400-METER RELAY (Mile Relay)

1	3:10.92	EIU	2010
		Patterson, Wiggan, Sheldon, Williams	
2	3:12.4*	EIU	1978
		Callozzo, Jones, Johnson, Hatch	
3	3:12.61	EIU	1999
		Macklin, Williams, Hunt, White	
4	3:13.15	EIU	2011
		Boarman, Patterson, Smith, Tortorici	
5	3:13.6*	EIU	1978
		Callozzo, Johnson, Hatch, Young	
6	3:14.12	EIU	2015
		Edwards, Kolb, Dorsey, Mohammed	
7	3:14.36	EIU	2012
		Gorol, Boarman, Augustine, Wiggan	
8	3:15.26	EIU	1995
		Garrison, Gardner, McAfee, Wilson	
9	3:15.30	EIU	1999
		Macklin, Hunt, Williams, White	
10	3:15.54	EIU	2013
		Edwards, Hall, Wiggan, Trevor	

### DISTANCE MEDLEY RELAY

1	9:45.0	EIU	2007
		Holm, Pegues, Wesson, Strackeljahn	
2	9:53.3*	EIU	1979
		McInerney, Collins, Feller, Rorem	
3	9:54.1*	EIU	1975
		Larsen, Morera, Johnson, Collins	
4	9:54.86	EIU	2012
		Black, Augustine, Dorsey, Morris	
5	9:55.21	EIU	2008
		Wesson, Tortorici, Sheldon, Holm	
6	9:57.3*	EIU	1978
		Johnson, Collins, McInerney, Feller	
7	9:57.34	EIU	2012
		B. Basting, Wiggan, Dorsey, Morris	
8	9:58.22	EIU	1995
		McAfee, Wilson, McBride, Shaffer	
9	9:59.0*	EIU	1974
		Jacobi, Nevius, Jacobi, Larson	
10	9:59.22	EIU	1998
		McBride, Williams, Carter, Moroney	

\* - Indicates hand-timing. The rule of thumb for conversion of races less than 400M is .24 added to the hand-time. For the 400M, the accepted standard is to add .14 to the hand-time. For longer races, all times should be taken at face value.

# - List includes personal records for each athlete as top mark in that event.

## EIU MEN'S INDOOR TRACK & FIELD RECORDS ... *continued*

### HIGH JUMP

1	.....7-01.00.....	Cory Utterback	.....	1996
	.....7-01.00.....	Tim Thompson	.....	1995
3	.....7-00.25.....	Ian Winston	.....	2010
	.....7-00.25.....	Justin Young	.....	2000
5	.....7-00.00.....	Mike Hamman	.....	1988
6	.....6-11.25.....	Martez Smith	.....	1978
7	.....6-11.00.....	Nevin Govan	.....	1992
8	.....6-10.25.....	Neal Trentman	.....	1994
9	.....6-09.75.....	Aviance King	.....	2014
	.....6-09.75.....	Obe Eruteya	.....	2006
	.....6-09.75.....	Tom Hess	.....	1996

### LONG JUMP

1	.....25-04.50.....	Nevin Govan	.....	1991
2	.....25-02.25.....	Claude Magee	.....	1985
3	.....25-02.00.....	Davion McManis	.....	2017
4	.....24-09.25.....	Kendall Williams	.....	2017
5	.....24-09.00.....	Tyler Carter	.....	2011
6	.....24-08.50.....	Chrisford Stevens	.....	2017
7	.....24-05.50.....	Toni Ababio	.....	1976
8	.....24-04.25.....	Jason Stark	.....	2006
9	.....24-01.00.....	Bryce Hogan	.....	2012
10	.....24-00.50.....	Darrell Brown	.....	1973

### TRIPLE JUMP

1	.....51-06.50.....	Toni Ababio	.....	1976
2	.....51-01.75.....	Charles Hollis	.....	1976
3	.....50-11.50.....	Obe Eruteya	.....	2007
	.....50-11.50.....	John Craft	.....	1968
5	.....50-01.50.....	Nevin Govan	.....	1991
6	.....49-11.50.....	Jose DeSola	.....	1976
7	.....49-10.50.....	Don Hale	.....	1974
8	.....49-05.00.....	Cameron Mabry	.....	1998
9	.....49-03.00.....	Mark Phelps	.....	1981
10	.....49-01.75.....	Tristan McKinnis	.....	2005

### POLE VAULT

1	.....17-10.50.....	Mick Viken	.....	2013
	.....17-10.50.....	Peter Geraghty	.....	2014
3	.....17-01.00.....	Kyle Ellis	.....	2007
4	.....16-09.50.....	Eric Gordon	.....	2014
5	.....16-08.00.....	Joe Noonan	.....	2011
6	.....16-06.75.....	Tom Marchese	.....	1999
7	.....16-06.00.....	Brent Bickaus	.....	1992
8	.....16-04.50.....	Scott Mammoser	.....	2012
9	.....16-02.50.....	Mark Hamilton	.....	1989
10	.....16-00.75.....	Dan Chalus	.....	2013
	.....16-00.75.....	Mike Quinlan	.....	1996

### SHOT PUT

1	.....58-06.50.....	Braidy Miller	.....	1991
2	.....58-05.25.....	Adam Kessler	.....	2017
3	.....58-02.50.....	Jim Lail	.....	1985
4	.....57-02.00.....	Riley Kittridge	.....	2017
5	.....56-11.75.....	Larry Thoennissen	.....	1985
6	.....56-08.75.....	Brent Miller	.....	1992
7	.....56-04.25.....	Dan Matas	.....	1986
8	.....55-02.25.....	Jeff Genarrelli	.....	1988
9	.....55-01.00.....	Jimmy Schultz	.....	2007
10	.....54-00.50.....	Donald Romero	.....	2012

### 35-# WEIGHT THROW

1	.....67-00.75.....	Braidy Miller	.....	1991
2	.....65-09.75.....	Donald Romero	.....	2012
3	.....65-06.25.....	Brent Miller	.....	1993
4	.....59-05.00.....	David Johansson	.....	2015
	.....59-05.00.....	Ryan Bennett	.....	2006
6	.....59-02.75.....	Larry Thoennissen	.....	1986
7	.....58-03.25.....	Jared Diaz	.....	2013
8	.....58-00.25.....	Riley Kittridge	.....	2017
9	.....56-10.25.....	Dave Astraukas	.....	1999
10	.....56-10.00.....	Nick Phillips	.....	2017

### ADDITIONAL INDOOR RECORDS

#### 500-METER DASH

1	.....1:02.32.....	Fred Neal	.....	1988
---	-------------------	-----------	-------	------

#### 600-YARD DASH

1	.....1:10.32.....	Fred Neal	.....	1988
---	-------------------	-----------	-------	------

#### 1000-YARD RUN

1	.....2:08.60.....	Jim Maton	.....	1987
---	-------------------	-----------	-------	------

#### 1000-METER RUN

1	.....2:20.82.....	Jim Maton	.....	1987
---	-------------------	-----------	-------	------

#### 4x800-METER RELAY

1	.....7:27.45.....	EIU	.....	1987
		Johnson, P. Maton, Oaks, J. Maton		

# EIU PANTHER TOP 10 RECORD BOOK

## MEN'S OUTDOOR TRACK & FIELD

2017 FINAL... **Blue Bold** indicates record set during the 2017 season

### 100-METER DASH

1	10.15	Zye Boey	2012
2	10.16	Claude Magee	1984
3	10.2*	Sandy Osei-Agyeman	1972
4	10.22	Obadiah Cooper	1994
5	10.33	DeMarcus Brooks	2009
<b>6</b>	<b>10.34</b>	<b>Jamal Robinson</b>	<b>2017</b>
7	10.43	Kaleel Johnson	2014
8	10.44	Chris Watson	1997
9	10.50	Cameron Mabry	1998
10	10.51	Johnathan Boey	2015

### 110-METER HIGH HURDLES

1	13.81	Robert Johnson	1979
2	13.85	Gabe Spezia	2000
3	13.7*	Rodney Jackson	1973
4	13.8*	Augustine Oruwari	1979
5	14.03	Greg Belger	2002
6	14.04	Jim Sledge	1992
7	14.11	Dominique Hall	2012
8	14.11	Dan Steele	1992
<b>9</b>	<b>14.21</b>	<b>John Piper</b>	<b>2017</b>
	14.21	Don Glover	1991

### 200-METER DASH

1	20.37	Zye Boey	2012
2	20.60	Norvel Mohammed	2015
3	20.68	Claude Magee	1984
4	20.70	Obadiah Cooper	1993
5	20.83	Darren Patterson	2011
6	20.90	Jarrold Macklin	2001
	20.9*	Sandy Osei-Agyeman	1974
8	20.94	Calvin Edwards	2015
9	21.0*	Ron Rentfro	1965
	21.0*	Winnie Brown	1957

### 400-METER DASH

1	46.25	Jarrold Macklin	2000
	46.25	Chad White	1998
3	46.4*	Ed Hatch	1976
4	46.53	Norvel Mohammed	2015
5	46.96	Darren Patterson	2010
6	47.11	Calvin Edwards	2014
7	47.15	Ian Isaacs	1987
8	47.16	Brenton Pegues	2007
9	47.23	Darnell Thompson	1988
10	47.39	Stefan Gorol	2012

### 400-METER INTERMEDIATE HURDLES

1	49.79	Dan Steele	1992
2	50.5*	Rodney Jackson	1973
3	50.90	Jemaine Jones	2002
4	51.61	Jarrold Macklin	2000
5	51.70	Don Glover	1991
6	51.8*	Mpaka Fyneface	1981
7	51.95	Pat Tortorici	2011
	51.95	Kirkland Thornton	2007
9	52.0*	John Calozzo	1977
10	52.09	Kris Gehrke	2009

### 800-METER RUN

1	1:46.90	Jim Maton	1987
2	1:48.15	Ephraim Dorsey	2015
3	1:48.70	Jason Springer	2010
4	1:49.54	Sean Wiggan	2010
5	1:49.7*	Ken Jacobi	1971
6	1:50.46	David Holm	2008
7	1:50.55	Bryce Basting	2013
8	1:50.71	Wes Sheldon	2010
9	1:50.84	Kert McAfee	1998
<b>10</b>	<b>1:50.96</b>	<b>Michael Brown</b>	<b>2015</b>
	1:50.96	Dave Houston	1982

### 1500-METER RUN

1	3:41.87	Graham Morris	2012
2	3:43.94	Daniel Strackeljahn	2007
3	3:45.65	Reo Rorem	1981
4	3:46.21	Jason Bialka	2001
5	3:46.7*	Bob Feller	1980
	3:46.7*	Paco Morera	1976
7	3:47.06	John McInerney	1979
8	3:47.5*	Mike Larson	1974
9	3:48.38	Jim Fagan	1991
10	3:48.9*	Jim Maton	1987

### 5000-METER RUN

1	14:00.7*	Casey Reinking	1979
2	14:03.1*	Mike Larson	1977
3	14:11.0*	Reo Rorem	1978
4	14:13.0*	Joe Sheeran	1981
<b>5</b>	<b>14:13.44</b>	<b>Riley McInerney</b>	<b>2017</b>
6	14:21.49	Dave Carlson	2005
7	14:21.64	Kyle O'Brien	2003
8	14:26.24	Perry Edinger	1984
9	14:26.44	John Gassmann	1983
10	14:27.5y	Ron Lancaster	1974

### 10,000-METER RUN

1	29:23.3*	Joe Sheeran	1978
2	29:29.97	Dave Carlson	2005
3	29:36.36	Kyle O'Brien	2003
4	29:50.56	Pablo Ramirez	2013
5	29:58.0*	Casey Reinking	1979
6	30:01.6*	John Christy	1978
7	30:07.0*	Chuck Elliott	1980
8	30:09.3*	Perry Edinger	1984
9	30:18.5*	Tim Warneke	1983
10	30:19.6*	Ken Englert	1977

### 3000-METER STEEPLECHASE

1	8:49.37	Jake Stout	2005
2	8:52.0*	Mike Hatfield	1979
3	8:52.76	Graham Morris	2012
<b>4</b>	<b>8:53.51</b>	<b>Riley McInerney</b>	<b>2017</b>
5	9:00.73	Joe Calio	2015
6	9:01.2*	Rick Livesay	1974
7	9:01.49	Perry Edinger	1981
8	9:01.55	Larry Schuldt	1981
9	9:02.00	Todd Moroney	1998
10	9:05.19	Tim Warneke	1983

### 4x100-METER RELAY

<b>1</b>	<b>39.79</b>	<b>EIU</b>	<b>2015</b>
		Robinson, Edwards, Mohammed, Ilunga-Matthiesen	
	<b>39.79</b>	<b>EIU</b>	<b>2015</b>
		Booth, Mohammed, Robinson, Ilunga-Matthiesen	
	<b>39.79</b>	<b>EIU</b>	<b>2015</b>
		J. Boey, Edwards, Robinson, Ilunga-Matthiesen	
4	39.85	EIU	2012
		Mitchell, Johnson, Z. Boey, Clark	
5	40.08	EIU	2014
		Ilunga-Matthiesen, Edwards, Robinson, K. Johnson	
6	40.32	EIU	2010
		Jelks, Mitchell, Patterson, Z. Boey	
7	40.44	EIU	2012
		White, Johnson, Z. Boey, Clark	
<b>8</b>	<b>40.46</b>	<b>EIU</b>	<b>2015</b>
		Booth, Edwards, Mohammed, Ilunga-Matthiesen	
9	40.49	EIU	1987
		Childs, Thompson, Ferguson, Isaacs	
<b>10</b>	<b>40.53</b>	<b>EIU</b>	<b>2016</b>
		J. Boey, Townsend, Robinson, Ilunga-Matthiesen	
	<b>40.53</b>	<b>EIU</b>	<b>2015</b>
		Booth, Edwards, Robinson, Mohammed	

### 4x400-METER RELAY

1	3:08.4*	EIU	1978
		Calozzo, Johnson, Jones, Hatch	
2	3:08.84	EIU	2015
		Edwards, Dorsey, Williamson, Mohammed	
3	3:09.99	EIU	2010
		Wiggan, Sheldon, Patterson, Williams	
	3:09.99	EIU	2009
		Pegues, Sheldon, Gehrke, Williams	
5	3:10.15	EIU	2012
		Gorol, Augustine, Wiggan, Boarman	
6	3:10.89	EIU	2009
		Tortorici, M. Williams, Boey, Pegues	
7	3:11.10	EIU	2003
		Smith, Becker, Jones, Macklin	
8	3:11.1*	EIU	1977
		Calozzo, Jones, Johnson, Hatch	
	3:11.1*	EIU	1976
		Tucker, Hudecek, Johnson, Hatch	
	3:11.1*	EIU	1973
		Hudecek, Jacobi, Jackson, Osei-Agyeman	

\* - Indicates hand-timing

**HIGH JUMP**

1	.....7-00.50.....	Ian Winston.....	2010
2	.....6-11.75.....	Tim Thompson.....	1994
	.....6-11.75.....	Cory Utterback.....	1994
4	.....6-10.75.....	Obe Eruteya.....	2007
5	.....6-10.25.....	Michael White.....	2000
	.....6-10.25.....	Neil Trentman.....	1994
7	.....6-10.....	Ruffner Francis.....	2000
	.....6-10.....	Scott Stecken.....	1989
	.....6-10.....	Martez Smith.....	1977
	.....6-10.....	John Barron.....	1975

**LONG JUMP**

1	.....25-07.25.....	Darrell Brown.....	1974
2	.....25-07.....	Nevin Govan.....	1991
3	.....25-01.50.....	Toni Ababio.....	1976
4	.....25-01.25.....	Terry Carpenter.....	1977
5	.....24-11.25.....	Bryce Hogan.....	2012
	.....24-11.25.....	Jose DeSola.....	1977
7	.....24-11.....	Tim Gateley.....	1990
8	.....24-10.50.....	Jared Thompson.....	1989
	.....24-10.50.....	Art Steele.....	1964
10	.....24-08.25.....	Tyler Carter.....	2011

**TRIPLE JUMP**

1	.....53-09.....	John Craft.....	1969
2	.....53-01.25.....	Charles Hollis.....	1976
3	.....52-00.....	Toni Ababio.....	1976
4	.....51-00.25.....	Obe Eruteya.....	2007
5	.....50-11.....	Don Hale.....	1974
6	.....50-00.50.....	Mark Phelps.....	1981
7	.....49-09.25.....	Nevin Govan.....	1992
8	.....49-05.50.....	Jason Stark.....	2006
9	.....49-02.50.....	Tyler Allen.....	2012
10	.....49-01.75.....	Cameron Mabry.....	1998

**POLE VAULT**

1	.....18-02.75.....	Peter Geraghty.....	2014
2	.....18-00.50.....	Mick Viken.....	2014
3	.....17-00.75.....	Joe Noonan.....	2012
4	.....17-00.25.....	Mark Hamilton.....	1989
5	.....16-11.25.....	Tom McDonald.....	1993
6	.....16-10.....	Eric Gordon.....	2016
7	.....16-07.....	Brent Bickhaus.....	1991
8	.....16-06.75.....	Kyle Ellis.....	2007
9	.....16-04.75.....	Scott Mammoser.....	2011
10	.....16-01.75.....	Bryan Rebhan.....	1994

**DISCUS**

1	.....196-08.....	Braidy Miller.....	1992
2	.....182-10.....	Bob Mazanke.....	1986
3	.....180-08.....	Paul James.....	1985
4	.....179-00.....	Jim Lail.....	1985
5	.....177-02.....	Brent Miller.....	1992
6	.....176-02.....	Tyler Arnholt.....	2011
7	.....173-05.....	Mike Miller.....	1976
8	.....172-00.....	Rob Schultz.....	1992
9	.....167-10.....	Mike Ford.....	1991
10	.....166-08.....	Dave Astraukas.....	1998

**HAMMER THROW**

1	.....211-07.....	Braidy Miller.....	1992
2	.....195-11.....	Donald Romero.....	2012
3	.....195-01.....	Brent Miller.....	1992
4	.....184-00.....	Jeff Gennarelli.....	1989
5	.....183-02.50.....	Larry Thoennissen.....	1986
6	.....180-00.....	Rob Schultz.....	1992
7	.....179-08.50.....	Jay Flatt.....	1987
8	.....179-08.....	Ricky Francis.....	1984
9	.....177-00.....	Jared Diaz.....	2013
10	.....176-05.....	Justin Roberts.....	2011

**JAVELIN**

1	.....251-08.....	Ron White.....	2002
2	.....216-07.....	Austin Hogue.....	2006
3	.....215-05.....	Darren Barber.....	1989
4	.....215-03.....	Mike Giesler.....	1988
5	.....212-01.....	David Johansson.....	2013
6	.....208-03.....	Jon Bourque.....	2003
7	.....207-02.....	Darrin Steele.....	1990
8	.....200-08.....	Larry Priebe.....	1986
9	.....199-11.....	Aaron Grobengeiser.....	2005
10	.....197-10.....	Rob Schultz.....	1992

**SHOT PUT**

1	.....61-02.75.....	Jeff Gennarelli.....	1989
2	.....59-03.....	Brent Miller.....	1992
3	.....57-11.....	Dan Matas.....	1987
4	.....57-04.75.....	Braidy Miller.....	1991
5	.....57-02.....	Larry Thoennissen.....	1985
6	.....57-01.....	Jim Lail.....	1985
7	.....56-11.25.....	Adam Kessler.....	2017
8	.....56-04.....	Jimmy Schultz.....	2007
9	.....54-11.50.....	Riley Kittridge.....	2017
10	.....54-08.75.....	Donald Romero.....	2012

**DECATHLON**

1	.....7699.....	Darrin Steele.....	1992
2	.....7394.....	Darren Barber.....	1989
3	.....7116.....	Mike Giesler.....	1988
4	.....7090.....	Bob Holzer.....	1990
5	.....6716.....	Mark Stockwell.....	1981
6	.....6651.....	Sean Hopkins.....	2010
7	.....6524.....	Josh Wakey.....	2003
8	.....6448.....	Jim Voyles.....	1995
9	.....6447.....	Mark Schrimpf.....	1980
10	.....6297.....	Tom Lindsay.....	1984

**ADDITIONAL OUTDOOR RECORDS**

**JAVELIN (prior to 1986)**

1	.....231-10.50.....	Andy Womack.....	1976
---	---------------------	------------------	------

**MILE RUN**

1	.....4:02.24.....	Daniel Strackeljahn.....	2007
---	-------------------	--------------------------	------

**4x800-METER RELAY**

1	.....7:19.89.....	EIU.....	2010
		Springer, Holm, Sheldon, Wiggan	

**4x1600-METER RELAY**

1	.....16:47.6*.....	EIU.....	1977
		McHugh, McInerney, Reinking, Larson	

**DISTANCE MEDLEY RELAY**

1	.....9:49.4*.....	EIU.....	1987
		Johnson, Hatch, Feller, McInerney	

**4x400-METER SHUTTLE HURDLE RELAY**

1	.....3:35.02.....	EIU.....	2011
		Aubin, Gehrke, Smith, Tortorici	

# EIU PANTHER TOP 10 RECORD BOOK

## WOMEN'S INDOOR TRACK & FIELD

2017 FINAL ... **Blue Bold** indicates record set during the 2016-17 season

### 60-METER DASH

1	7.53	Nyah Lane	2015
2	7.56	Anita Saffa	2017
3	7.58	Angelica Anyaogu	2014
	7.58	Kyra Lobbins	2005
5	7.60	Chandra Golden	2009
6	7.64	Shawana Smith	2009
	7.64	Alicia Harris	2004
8	7.69	Violet Nwordu	2008
	7.69	Elizabeth Greathouse	1981
10	7.70	Emily Quinones	2012

### 60-METER HURDLES

1	8.40	Kala Scott	1995
2	8.43	Phoenix McCoy	1998
3	8.47	Chandra Golden	2009
4	8.49	Darneisha Spann	2017
	8.49	Jalisa Paramore	2013
6	8.50	Donna Levy	1992
7	8.72	Candy Phillips	2000
8	8.82	Katie Ryan	2015
9	8.85	Jill MacEachen	2011
10	8.87	Justine Moore	2014
	8.87	Charay Savage	2008

### 200-METER DASH

1	24.51	Kyra Lobbins	2005
2	24.52	Alicia Harris	2004
3	24.71	Shawana Smith	2009
4	24.73	Anita Saffa	2016
5	25.06	Emily Quinones	2012
6	25.07	Nyah Lane	2015
7	25.08	Bridget Sanchez	2011
	25.08	Donna Levy	1992
9	25.14	Leah Reeves	2003
10	25.27	Chandra Golden	2008

### 400-METER DASH

1	54.96	Alicia Harris	2004
2	55.28	Dhiaa Dean	2015
3	56.08	Bridget Sanchez	2011
4	56.37	Emily Quinones	2012
5	56.74	Lorry Plutz	1988
6	57.72	Megan Gingerich	2011
7	57.84	Janessa Clay	2013
8	57.89	Amina Jackson	2014
	57.89	Kyra Lobbins	2005
10	57.99	Ashley Fouch	2014

y - converted from 440 yards

### 600-METER RUN

1	1:32.91	Dhiaa Dean	2016
2	1:34.28	Megan Gingerich	2012
3	1:34.83	Amina Jackson	2016
4	1:34.96	Kristen Paris	2015
5	1:36.55	Tarra Grant	2008
6	1:37.40	Stephanie Dominguez	2017
7	1:37.44	Amy Yeoman	2015
8	1:38.11	Erika Foltys	2011
9	1:38.15	Megan Carney	2010
10	1:38.19	Paige Biehler	2011

### 800-METER RUN

1	2:08.65	Megan Gingerich	2012
2	2:08.96	Erika Ramos	2013
3	2:09.69	Kristen Paris	2017
4	2:11.43	Amy Yeoman	2016
5	2:12.30	Julie James	2017
6	2:12.54	Lauren Lynch	1987
7	2:12.90	Dhiaa Dean	2014
8	2:13.50	Paige Biehler	2011
9	2:14.50y	Janine Jarris	1985
10	2:15.56	Amanda Galvin	2003

y - converted from 880 yards

### MILE RUN

1	4:47.16	Erika Ramos	2013
2	4:48.64	Britney Whitehead	2013
3	4:53.15	Amy Yeoman	2016
4	4:54.4	Margaret Smith	1983
5	4:54.70	Janine Jarris	1987
6	4:54.85	Julie James	2017
7	4:57.06	Kristen Paris	2015
8	4:57.2	Gina Sperry	1983
9	4:58.75	Rachel Garippo	2017
10	4:59.11	Jordan Wallace	2015

### 3000-METER RUN

1	9:43.13	Jordan Wallace	2015
2	9:51.74	Britney Whitehead	2013
3	9:56.14	Ruth Garippo	2017
4	9:58.1y	Robin Smith	1978
5	9:59.34	Maria Baldwin	2016
6	9:59.6y	Gina Sperry	1983
7	10:00.1*	Ruth Smith	1980
8	10:01.27	Rachel Garippo	2017
9	10:02.57	Kristen Rohrer	2016
10	10:02.70	Ivy Handley	2017

y - converted from 2 miles

### 5000-METER RUN

1	16:55.22	Ruth Garippo	2017
2	17:00.1y	Gina Sperry	1983
3	17:06.15	Emily Brelsfoard	2015
4	17:11.72	Britney Whitehead	2013
5	17:13.99	Jordan Wallace	2015
6	17:17.35	Maria Baldwin	2016
7	17:19.13	Rachel Garippo	2017
8	17:27.15	Ivy Handley	2016
9	17:43.34	Caitlin Napoleoni	2012
10	17:44.96	Gabriela Duenas	2012

y - converted from 3 miles

### 4x400-METER RELAY

1	3:46.53	EIU	2012
		Quinones, Gingerich, Ramos, Sanchez	
2	3:47.27	EIU	1981
		Ball, Greathouse, Stephens, Johnson	
3	3:48.54	EIU	2014
		Jackson, Dean, Strohl, Fouch	
4	3:49.20y	EIU	1984
		Sperry, Olawumi, Lynch, Jarris	
5	3:49.59	EIU	2016
		Dean, Strohl, Spann, Jackson	
6	3:50.19	EIU	2015
		Jackson, Paris, Nicholson, Dean	
7	3:50.50	EIU	2010
		Quinones, Finnegan, Gingerich, Sanchez	
8	3:50.94	EIU	2010
		Fabiano, Finnegan, Gingerich, Sanchez	
9	3:51.01y	EIU	1986
		Hudson, Olawumi, Johnson, Stephens	
10	3:51.3y	EIU	1981
		Ball, Stephens, Gallis, Fortenberry	

y - converted from 4x440 yards

### DISTANCE MEDLEY RELAY

1	11:41.99	EIU	2017
		Mendoza, Dean, Paris, James	
2	11:50.24	EIU	2015
		James, Jackson, Dean, Rohrer	
3	11:52.60	EIU	2017
		Mendoza, Dean, Paris, Handley	
4	11:53.11	EIU	2016
		Yeoman, Jackson, Dean, Rohrer	
5	11:55.94	EIU	2011
		Biehler, Quinones, Foltys, Ramos	
6	11:58.48	EIU	2016
		Mendoza, Jackson, Dean, Rohrer	
7	11:58.55	EIU	2012
		Biehler, Quinones, Gingerich, Whitehead	
8	12:01.91	EIU	2007
		Flounders, Finnegan, Selby, LeJeune	
9	12:03.22	EIU	2014
		Paris, Jackson, Dean, Rohrer	
10	12:06.11	EIU	2010
		O'Grady, Sanchez, Gingerich, Klaus	

\* - Indicates hand-timing. The rule of thumb for conversion of races less than 400M is .24 added to the hand-time. For the 400M, the accepted standard is to add .14 to the hand-time. For longer races, all times should be taken at face value.

# - List includes personal records for each athlete as top mark in that event.

## EIU WOMEN'S INDOOR TRACK & FIELD RECORDS ... *continued*

### HIGH JUMP

1	5-11.25	Haleigh Knapp	2016
2	5-09.25	Candy Phillips	2000
3	5-09.00	Tiffany Jansen	1995
4	5-08.50	Maura Cummins	2013
5	5-08.00	Denise Jones	2005
	5-08.00	Tina Dawson	1989
	5-08.00	Tara Mayner	1989
	5-08.00	Barbro Hines	1982
9	5-07.75	Cynthia McGee	2001
10	5-07.00	Kailey James	2014

### LONG JUMP

1	20-01.75	Gayle Brandon	1981
2	19-10.25	Jenna Uhe	2008
3	19-08.75	Angelica Anyaogu	2017
4	19-08.00	Jalisa Paramore	2014
5	19-06.25	Shavon Alexander	1999
6	18-11.25	Esta Saverson	1990
7	18-10.75	Kala Scott	1995
8	18-10.00	Mary Swenson	1982
9	18-08.75	Jaimee Roy	2012
	18-08.75	Marissa Bushue	2001

### TRIPLE JUMP

1	41-03.75	Jenna Uhe	2008
2	40-02.00	Brion Portis	2017
3	40-00.50	Marissa Bushue	2000
4	39-10.75	Queenie Adeboyejo	2011
5	39-10.00	Shavon Alexander	1999
6	39-03.75	Ronesha Franklin	2005
7	39-01.00	Kala Scott	1995
8	38-06.25	Nicole Marczewski	2007
9	38-06.00	Vicki Dzura	2006
10	37-08.00	Jaimee Roy	2011

### POLE VAULT

1	14-07.25	Jade Riebold	2013
2	12-10.75	Abigail Schmitz	2012
3	12-08.25	Kirstie Wieber	2014
4	12-05.50	Annemarie Reid	2015
	12-05.50	Mary Wood	2005
6	12-04.50	Sadie Lovett	2014
7	12-00.00	Nicolene Galas	2006
8	11-11.75	Lauralyn Rosenberger	2014
9	11-05.75	Tricia Gaumer	2007
10	10-07.00	Alyssa Donner	2011

### SHOT PUT

1	50-06.00	Kandace Arnold	2010
2	49-08.25	Bryn Buckwalter	2017
3	48-10.75	Valeta Strickland	1987
4	48-07.25	Tisha Alvarez	1996
5	46-09.00	Janie Howse	2016
6	45-05.00	Keisha Dunlap	2000
7	45-01.75	Denise Macon	1985
8	45-01.50	Tiffany Greenley	2002
9	45-00.25	Nicole Walcott	2009
10	44-10.75	Alisha Donner	2012

### 20-# WEIGHT THROW

1	62-03.00	Janie Howse	2016
2	61-00.75	Kandace Arnold	2010
3	57-11.25	Bryn Buckwalter	2016
4	57-02.25	Tiffany Greenley	2002
5	56-08.00	Nicole Walcott	2009
6	56-02.00	Keisha Dunlap	2000
7	55-10.25	Lexie Yeley	2017
8	55-05.75	Adrienne Leschewski	2005
9	55-05.50	Condia Smith	2014
10	54-07.5	Frisline Saintoiry	2011

### PENTATHLON

1	3555	Tina Dawson	1989
2	3240	Kayla Scott	1991
3	3231	Kailey James	2014
3	3174	Elizabeth Smith	1985
4	3075	Chrissy Roche	1996
5	2905	Katie Ryan	2015

### ADDITIONAL INDOOR RECORDS

#### 50-METER DASH

1	7.18	Emily Quinones	2012
---	------	----------------	------

#### 55-METER HURDLES

1	7.86	Jalisa Paramore	2014
---	------	-----------------	------

#### 300-METER DASH

1	37.62	Elizabeth Greathouse	1982
---	-------	----------------------	------

#### 500-METER DASH

1	1:14.24	Tracy Olawumi	1988
---	---------	---------------	------

#### 1000-METER RUN

1	2:49.16	Janine Jarris	1987
---	---------	---------------	------

#### 1500-METER RUN

1	4:35.97	Janine Jarris	1987
---	---------	---------------	------

#### 4x800-METER RELAY

1	9:04.25y	EIU	1987
		Sperry, Olawumi, Lynch, Jarris	

y - converted from 4x880 yards

# EIU PANTHER TOP 10 RECORD BOOK

## WOMEN'S OUTDOOR TRACK & FIELD

FINAL 2017. *Blue Bold* indicates record set during the 2017 season

### 100-METER DASH

1	11.64	Shawana Smith	2009
2	<b>11.67</b>	<b>Anita Saffa</b>	<b>2016</b>
3	11.68	Elizabeth Greathouse	1982
4	11.74	Sonya Brown	1982
	11.74	Audrey Marrocco	1978
6	11.78	Mary Burroughs	1981
7	11.8*	Gayle Brandon	1982
8	11.94	Violet Nwordu	2009
9	<b>11.96</b>	<b>Nyah Lane</b>	<b>2017</b>
10	12.02	Bridget Sanchez	2011

### 100-METER HURDLES

1	13.51	Jalisa Paramore	2014
2	13.70	Chandra Golden	2008
3	13.86	Katie Ryan	2015
4	13.97	Candy Phillips	1998
5	<b>13.98</b>	<b>Darneisha Spann</b>	<b>2017</b>
6	14.19	Romona Fowler	1982
7	14.20	Pam Kinkelaar	1989
8	14.23	Justine Moore	2014
9	14.39	Charay Savage	2008
10	14.44	Caitlin Finnegan	2009

### 200-METER DASH

1	23.74	Gail Stephens	1983
2	23.82	Shawana Smith	2009
3	<b>23.93</b>	<b>Anita Saffa</b>	<b>2017</b>
4	23.95	Elizabeth Greathouse	1981
5	24.25	Alicia Harris	2005
6	24.47	Briana Walker	2015
7	24.50	Bridget Sanchez	2011
8	24.50	Violet Nwordu	2009
9	24.55	Mary Burroughs	1980
10	24.56	Emily Quinones	2012

### 400-METER DASH

1	54.0*	Gail Stephens	1984
2	54.23	Alicia Harris	2004
3	54.56	Bridget Sanchez	2011
4	54.65	Dhiaa Dean	2015
5	55.19	Lorry Plutz	1988
6	55.73	Kyra Lobbins	2005
7	55.76	Tracy Olawumi	1985
8	56.1*	Elizabeth Greathouse	1982
9	56.19	Renee Johnson	1982
10	56.20	Megan Gingerich	2010

### 400-METER HURDLES

1	<b>1:00.73</b>	<b>Amina Jackson</b>	<b>2015</b>
2	<b>1:01.48</b>	<b>Shirley Jones</b>	<b>2017</b>
3	1:01.49	Chandra Golden	2009
4	1:01.90	Caitlin Finnegan	2010
5	1:01.96	Tracy Olawumi	1988
6	1:02.09	Keri Davis	2000
7	1:02.34	Samantha Manto	2008
8	1:02.38	Janessa Clay	2012
9	1:02.79	Pam Kinkelaar	1989
10	1:02.8*	Beverly Thomas	1986

### 800-METER RUN

1	2:06.37	Megan Gingerich	2011
2	2:06.77	Lauren Lynch	1987
3	2:07.35	Erika Ramos	2013
4	<b>2:08.76</b>	<b>Kristen Paris</b>	<b>2015</b>
5	2:09.10	Amy Yeoman	2016
6	2:09.11	Dhiaa Dean	2014
7	2:09.19	Britney Whitehead	2013
8	<b>2:09.84</b>	<b>Julie James</b>	<b>2017</b>
9	2:10.23	Nicole Flounders	2007
10	2:10.7*	Janine Jarris	1986

### 1500-METER RUN

1	4:24.60	Britney Whitehead	2013
2	4:26.08	Margaret Smith	1983
3	4:28.75	Erika Ramos	2012
4	4:28.96	Lauren Lynch	1987
5	4:31.13	Amy Yeoman	2016
6	4:32.61	Megan Gingerich	2012
7	4:32.74	Janine Jarris	1986
8	<b>4:32.80</b>	<b>Kristen Paris</b>	<b>2015</b>
9	4:35.09	Lindsay Speer	2001
10	4:35.61	Nicole Flounders	2007

### 3000-METER RUN

1	9:50.74	Lindsay Speer	2000
2	9:54.85	Margaret Smith	1983
3	<b>9:58.37</b>	<b>Maria Baldwin</b>	<b>2015</b>
4	10:00.1*	Ruth Smith	1979
5	10:01.91	Janine Jarris	1986
6	10:05.44	Beth Martin	2001
7	10:06.45	Kiya Thomas	1994
8	10:06.8*	Janet Steele	1981
9	10:07.3*	Robin Smith	1979
10	10:07.67	Stephanie Bone	2002

### 3000-METER STEEPLECHASE

1	10:23.91	Britney Whitehead	2012
2	<b>10:42.14</b>	<b>Rachel Garippo</b>	<b>2017</b>
3	10:44.45	Erin O'Grady	2010
4	<b>10:49.66</b>	<b>Ruth Garippo</b>	<b>2016</b>
5	10:54.94	Olivia Klaus	2012
6	10:57.94	Jill Blondell	2007
7	10:59.83	Beth Martin	2002
8	11:11.93	Lindsey Speer	2001
9	<b>11:16.15</b>	<b>Ivy Handley</b>	<b>2015</b>
10	11:24.84	Caitlin Napoleoni	2009

### 5000-METER RUN

1	17:03.8*	Robin Smith	1980
2	17:08.1*	Gina Sperry	1983
3	<b>17:08.29</b>	<b>Ivy Handley</b>	<b>2016</b>
4	17:08.8*	Ruth Smith	1980
5	<b>17:15.54</b>	<b>Maria Baldwin</b>	<b>2016</b>
6	17:17.38	Emily Brelsfoard	2014
7	<b>17:28.73</b>	<b>Rachel Garippo</b>	<b>2017</b>
8	17:28.97	Kiya Thomas	1994
9	17:31.8*	Nancy Kramer	1981
10	<b>17:32.74</b>	<b>Ruth Garippo</b>	<b>2017</b>

### 10,000-METER RUN

1	<b>35:20.52</b>	<b>Ruth Garippo</b>	<b>2017</b>
2	35:59.63	Emily Brelsfoard	2014
3	36:11.9*	Robin Smith	1980
4	36:21.14	Laurie Mizener	1992
5	36:21.7*	Nancy Kramer	1982
6	<b>36:31.59</b>	<b>Maria Baldwin</b>	<b>2016</b>
7	36:31.62	Whitney Maninfor	2015
8	<b>36:35.94</b>	<b>Ivy Handley</b>	<b>2017</b>
9	36:47.02	Angie Simone	2003
10	37:02.64	Gina Sperry	1983

### 4x100-METER RELAY

1	45.55	EIU	2009	Nwordu, Golden, Grant, Smith
2	<b>45.82</b>	<b>EIU</b>	<b>2017</b>	<b>Anyago, Saffa Spann, Lane</b>
3	<b>45.95</b>	<b>EIU</b>	<b>2015</b>	<b>Anyago, Walker, Spann, Lane</b>
4	<b>46.12</b>	<b>EIU</b>	<b>2016</b>	<b>Anyago, Walker, Saffa, Spann</b>
5	46.25	EIU	1981	Stephens, Greathouse, Burroughs, Brandon
6	<b>46.35</b>	<b>EIU</b>	<b>2015</b>	<b>Anyago, Walker, Saffa, Lane</b>
7	46.38	EIU	1982	Greathouse, Stephens, Johnson, Brown
8	46.56	EIU	2008	Golden, Nwordu, Grant, Clutter
9	46.57	EIU	2005	Harris, Franklin, Lobbins, Garrity
10	46.70	EIU	2007	Smith, Golden, Grant, Clutter

### 4x400-METER RELAY

1	3:42.39	EIU	1982	Lackland, Greathouse, Johnson, Stephens
2	3:43.3*	EIU	1984	Hudson, Lynch, Johnson, Stephens
3	3:43.65	EIU	1984	Hudson, Olawumi, Johnson, Stephens
4	3:44.47	EIU	1982	Brown, Greathouse, Johnson, Stephens
5	3:44.61	EIU	2009	Sanchez, Nwordu, Gingerich, S. Smith
6	3:45.66	EIU	2012	Quinones, Ramos, Clay, Gingerich
7	3:45.83	EIU	1981	Greathouse, Ball, Stephens, Johnson
8	3:46.50	EIU	1983	Hudson, Johnson, Carrethers, Stephens
9	3:47.13	EIU	2012	Sanchez, Ramos, Gingerich, Quinones
10	3:47.75	EIU	2014	Jackson, Dean, Nicholson, Fouch

\* - Indicates hand-timing. The rule of thumb for conversion of races less than 400M is .24 added to the hand-time. For the 400M, the accepted standard is to add .14 to the hand-time. For longer races, all times should be taken at face value.

# - List includes personal records for each athlete as top mark in that event.

# EIU WOMEN'S OUTDOOR TRACK & FIELD RECORDS ... *continued*

## HIGH JUMP

1	.....	<b>6-00.50</b>	.....	<b>Haleigh Knapp</b>	.....	<b>2016</b>
2	.....	5-09.75	.....	Maura Cummins	.....	2013
	.....	5-09.75	.....	Tina Dawson	.....	1989
3	.....	5-09.00	.....	Candy Phillips	.....	2000
4	.....	5-08.75	.....	Denise Jones	.....	2006
6	.....	5-08.00	.....	Tiffany Jansen	.....	1995
	.....	5-08.00	.....	Barbro Hines	.....	1982
8	.....	5-07.75	.....	Tara Mayner	.....	1989
9	.....	5-07.00	.....	Deb Hasik	.....	2005
10	.....	5-06.50	.....	Jackie Jones	.....	2016

## LONG JUMP

1	.....	20-05.50	.....	Gayle Brandon	.....	1982
2	.....	20-03.75	.....	Jalisa Paramore	.....	2014
3	.....	<b>19-11.75</b>	.....	<b>Angelica Anyaogu</b>	.....	<b>2017</b>
4	.....	19-09.50	.....	Jaimee Roy	.....	2010
5	.....	19-08.25	.....	Candy Phillips	.....	2000
6	.....	19-07.75	.....	Tina Dawson	.....	1989
7	.....	19-04.00	.....	Esta Saverson	.....	1989
8	.....	19-02.50	.....	Nicole Marczewski	.....	2007
9	.....	19-01.50	.....	Ronesha Franklin	.....	2005
	.....	19-01.50	.....	Shavon Alexander	.....	1999

## TRIPLE JUMP

1	.....	41-09.75	.....	Ronesha Franklin	.....	2005
2	.....	41-01.50	.....	Jenna Uhe	.....	2008
3	.....	<b>41-01.00</b>	.....	<b>Brion Portis</b>	.....	<b>2016</b>
4	.....	40-08.25	.....	Nicole Marczewski	.....	2007
5	.....	40-07.25	.....	Marissa Bushue	.....	2000
6	.....	40-02.75	.....	Tina Dawson	.....	1989
7	.....	39-08.00	.....	Queenie Adebeyejo	.....	2010
8	.....	38-11.50	.....	Kala Scott	.....	1994
9	.....	38-07.50	.....	Vicki Dzura	.....	2006
10	.....	38-02.75	.....	Shavon Alexander	.....	1999

## POLE VAULT

1	.....	14-05.25	.....	Jade Riebold	.....	2013
2	.....	12-11.50	.....	Abigail Schmitz	.....	2012
3	.....	12-09.50	.....	Annemarie Reid	.....	2015
4	.....	12-06.25	.....	Sadie Lovett	.....	2015
5	.....	12-04.75	.....	Lauralyn Rosenberger	.....	2014
6	.....	12-00.75	.....	Kirstie Wieber	.....	2014
7	.....	11-11.75	.....	Tricia Gaumer	.....	2007
	.....	11-11.75	.....	Nicolene Galas	.....	2005
	.....	11-11.75	.....	Mary Wood	.....	2005
10	.....	11-00.25	.....	Alyssa Donner	.....	2010

## DISCUS

1	.....	165-07	.....	Kandace Arnold	.....	2010
2	.....	<b>160-07</b>	.....	<b>Bryn Buckwalter</b>	.....	<b>2016</b>
3	.....	<b>153-11</b>	.....	<b>Lexie Yeley</b>	.....	<b>2017</b>
4	.....	153-07	.....	Condia Smith	.....	2012
5	.....	152-00	.....	Adrienne Leschewski	.....	2005
6	.....	149-11	.....	Janie Howse	.....	2016
7	.....	147-10	.....	Frisline Saintoiry	.....	2010
8	.....	143-04	.....	Deanna Zeigler	.....	1992
9	.....	142-11	.....	Michelle Pranger	.....	2010
10	.....	142-10	.....	Ashley Webb	.....	2011

## HAMMER THROW

1	.....	<b>173-05</b>	.....	<b>Bryn Buckwalter</b>	.....	<b>2017</b>
2	.....	171-04	.....	Janie Howse	.....	2016
3	.....	171-00	.....	Kandace Arnold	.....	2010
4	.....	169-04	.....	Condia Smith	.....	2014
5	.....	168-11	.....	Keisha Dunlap	.....	2000
6	.....	<b>167-08</b>	.....	<b>Jasmine Woodley</b>	.....	<b>2017</b>
7	.....	160-02	.....	Tiffany Greenley	.....	2003
8	.....	156-00	.....	Raven Kelly	.....	2014
9	.....	155-00	.....	Tisha Alvarez	.....	1996
10	.....	152-09	.....	Rachel Schwartzkopf	.....	1999

## JAVELIN

1	.....	148-07	.....	Kristi Baum	.....	1987
2	.....	145-09	.....	Michelle Warren	.....	1992
3	.....	145-04.50	.....	Donna Gayle	.....	1980
4	.....	139-07	.....	Denise Jones	.....	2006
5	.....	137-02	.....	Rachel Galligan	.....	2007
6	.....	134-11	.....	Jenna Uhe	.....	2009
7	.....	132-05	.....	Yvonne Breitwieser	.....	1988
8	.....	127-05	.....	Rolana Brown	.....	1989
9	.....	<b>126-08</b>	.....	<b>Nicollette Diana</b>	.....	<b>2017</b>
10	.....	124-07	.....	Tisha Alvarez	.....	1996

## SHOT PUT

1	.....	52-06.75	.....	Kandace Arnold	.....	2010
2	.....	<b>49-11.50</b>	.....	<b>Bryn Buckwalter</b>	.....	<b>2017</b>
3	.....	49-05.50	.....	Valeta Strickland	.....	1987
4	.....	47-00.25	.....	Tisha Alvarez	.....	1995
5	.....	46-02.00	.....	Keisha Dunlap	.....	2000
6	.....	45-07.25	.....	Debbie Zubik	.....	1987
7	.....	45-06.25	.....	Adrienne Leschewski	.....	2004
8	.....	45-03.75	.....	Erin Stein	.....	2005
9	.....	45-02.25	.....	Nicole Walcott	.....	2009
10	.....	45-01.50	.....	Janie Howse	.....	2015

## HEPTATHLON

1	.....	5085	.....	Tina Dawson	.....	1989
2	.....	5049	.....	Kala Scott	.....	1995
3	.....	4425	.....	Kailey James	.....	2014
4	.....	4231	.....	Elizabeth Smith	.....	1984
5	.....	4088	.....	Denise Jones	.....	2006
6	.....	4039	.....	Vicki Sleezer	.....	1998
7	.....	<b>3705</b>	.....	<b>Kaitlyn Corzine</b>	.....	<b>2014</b>
8	.....	<b>3630</b>	.....	<b>Sara Fisher</b>	.....	<b>2015</b>
9	.....	3264	.....	Sandy Hussey	.....	2000

## ADDITIONAL OUTDOOR RECORDS

### 4x800-METER RELAY

1	.....	8:46.72	.....	2013
				Ramos, Dean, Biehler, Whitehead

### DISTANCE MEDLEY RELAY

1	.....	<b>11:34.00</b>	.....	<b>2017</b>
				James, Saffa, Paris, Handley

# MEN'S LANTZ FIELDHOUSE RECORD HOLDERS

*thru 2017 indoor season ... **Blue Bold** indicates record set during the 2016-17 season*

EVENT	RESULT	RECORD HOLDER(S)	SCHOOL	YEAR
60-Meter Dash	6.58	Trell Kimmons	Hinds Community College	2005
60-Meter Hurdles	7.72	Ryan Brathwaite	Barton County Community College	2008
200-Meter Dash	21.30	Nick Horton	Tennessee State	2004
400-Meter Dash	47.62	Nick Horton	Tennessee State	2004
600-Meter Run	1:17.19	John Matheri	Butler (KS) Community College	1999
800-Meter Run	1:49.60	David Holm	Eastern Illinois	2009
1,000-Meter Run	2:23.44	Eliud Njubi	Dodge City Community College	1999
Mile	4:05.00	Andy Pettigrew	Southern Illinois	1987
3,000-Meter Run	8:03.6	Ashley Johnson	Unattached	1986
<b>5,000-Meter Run</b>	<b>14:18.51</b>	<b>Erick Rotich</b>	<b>Eastern Kentucky</b>	<b>2017</b>
4x400-Meter Relay	3:13.6	Calozzo, Jones, Johnson, Hatch	Eastern Illinois	1978
4x800-Meter Relay	7:36.46	Johnson, P. Maton, Oaks, J. Maton	Eastern Illinois	1987
<b>Distance Medley Relay</b>	<b>10:01.31</b>	<b>Abascal, Winiger, Rotich, Abrahamsen</b>	<b>Eastern Kentucky</b>	<b>2017</b>
High Jump	7'05.00"	James White	Iowa Central Community College	2012
<b>Long Jump</b>	<b>26'09.75"</b>	<b>Julian Harvey</b>	<b>SIUE</b>	<b>2017</b>
Triple Jump	52'09.25"	Walter Davis	Barton County Community College	1999
Pole Vault	18'01.75"	Dean Starkey	Illinois	1989
<b>Shot Put</b>	<b>66'10.50"</b>	<b>Josh Freeman</b>	<b>Unattached</b>	<b>2017</b>
Weight Throw	70'08.50"	Brandon Pounds	Indiana State	2012
Pentathlon	3702 points	Cory Holman	Rend Lake College	2008
Heptathlon	4935 points	Chris Navarro	Southeast Missouri	2015

# EIU MEN'S INDOOR RECORD HOLDERS

*thru 2017 indoor season ... **Blue Bold** indicates record set during the 2016-17 season*

EVENT	RESULT	RECORD HOLDER(S)	SCHOOL	YEAR
60-Meter Dash	6.66	Zye Boey	Eastern Illinois	2009
60-Meter Hurdles	7.78	Gabe Spezia	Eastern Illinois	2000
200-Meter Dash	20.89	Zye Boey	Eastern Illinois	2011
400-Meter Dash	46.92	Chad White	Eastern Illinois	1999
600-Meter Run	1:18.96	Ephraim Dorsey	Eastern Illinois	2015
800-Meter Run	1:48.62	Jim Maton	Eastern Illinois	1988
1,000-Meter Run	2:20.82	Jim Maton	Eastern Illinois	1987
Mile	4:03.6	Reo Rorem	Eastern Illinois	1979
3,000-Meter Run	8:08.36	Jason Bialka	Eastern Illinois	2001
5,000-Meter Run	14:01.3	Joe Sheeran	Eastern Illinois	1981
4x400-Meter Relay	3:10.92	Patterson, Wiggan, Sheldon, Williams	Eastern Illinois	2010
4x800-Meter Relay	7:27.45	Johnson, P. Maton, Oaks, J. Maton	Eastern Illinois	1987
Distance Medley Relay	9:45.00	Holm Pegues, Wesson, Strackeljahn	Eastern Illinois	2007
High Jump	7'01.00"	Cory Utterback	Eastern Illinois	1996
		Tim Thompson	Eastern Illinois	1995
Long Jump	25'04.50"	Nevin Govan	Eastern Illinois	1991
Triple Jump	51'06.50"	Toni Ababio	Eastern Illinois	1976
Shot Put	58'06.50"	Braidy Miller	Eastern Illinois	1991
Weight Throw	67'00.75"	Braidy Miller	Eastern Illinois	1991
Pole Vault	17'10.50"	Peter Geraghty	Eastern Illinois	2014
		Mick Viken	Eastern Illinois	2013
Heptathlon		No Record		

# WOMEN'S LANTZ FIELDHOUSE RECORD HOLDERS

thru 2017 season ... **Blue Bold** indicates record set during the 2016-17 season

EVENT	RESULT	RECORD HOLDER(S)	SCHOOL	YEAR
60-Meter Dash	7.32	Simone Facey	Barton County Community College	2005
60-Meter Hurdles	8.15	Natasha Ruddock	Essex County College	2008
200-Meter Dash	23.80	Simone Facey	Barton County Community College	2005
<b>400-Meter Dash</b>	<b>54.14</b>	<b>NaAsha Robinson</b>	<b>Tennessee Tech</b>	<b>2017</b>
600-Meter Run	1:31.93	Erica Moore	Indiana State	2007
800-Meter Run	2:10.4	Jacqui Sedwick	Michigan State	1982
1,000-Meter Run	2:54.93	Kathy Klump	Cincinnati	2012
Mile	4:45.36	Sara Schumacher	Illinois State	1983
3,000-Meter Run	9:15.4	Wendy VanMierlo	Illinois State	1983
5,000-Meter Run	15:53.6	Wendy VanMierlo	Illinois State	1983
<b>4x400-Meter Relay</b>	<b>3:46.60</b>	<b>Robinson, Joseph, Leonce, Jackson</b>	<b>Tennessee Tech</b>	<b>2017</b>
4x800-Meter Relay	9:01.24	Names not available	Purdue	1984
Distance Medley Relay	11:34.44	Names not available	Purdue	1982
<b>High Jump</b>	<b>5'11.25"</b>	<b>Haleigh Knapp</b>	<b>Eastern Illinois</b>	<b>2017</b>
Long Jump	20'07.25"	Bianca Stuart	Unattached	2010
Triple Jump	42'11.75"	Michelle Vaughn	Essex County College	2005
Pole Vault	14'06.00"	Kylie Hutson	Indiana State	2010
Shot Put	59'10.25"	Jeneva Stevens	NYAC	2015
Weight Throw	77'08.75"	Jeneva Stevens	NYAC	2015
Pentathlon	3856 points	Clairwin Dameus	Tennessee State	2015

# EIU WOMEN'S INDOOR RECORD HOLDERS

thru 2017 season... **Blue Bold** indicates record set during the 2016-17 season

EVENT	RESULT	RECORD HOLDER(S)	SCHOOL	YEAR
60-Meter Dash	7.53	Nyah Lane	Eastern Illinois	2015
60-Meter Hurdles	8.40	Kala Scott	Eastern Illinois	1995
200-Meter Dash	24.51	Kyra Lobbins	Eastern Illinois	2005
400-Meter Dash	54.96	Alicia Harris	Eastern Illinois	2004
600-Meter Run	1:32.94	Dhiaa Dean	Eastern Illinois	2015
800-Meter Run	2:08.65	Megan Gingerich	Eastern Illinois	2011
1,000-Meter Run	2:49.16	Janine Jarris	Eastern Illinois	1987
Mile	4:47.16	Erika Ramos	Eastern Illinois	2013
3,000-Meter Run	9:51.74	Britney Whitehead	Eastern Illinois	2013
5,000-Meter Run	17:00.1	Gina Sperry	Eastern Illinois	1983
4x400-Meter Relay	3:46.27	Quinones, Gingerich, Ramos, Sanchez	Eastern Illinois	2012
4x800-Meter Relay	9:04.25	Sperry, Olawumi, Lynch, Jarris	Eastern Illinois	1987
Distance Medley Relay	11:50.24	James, Jackson, Dean Rohrer	Eastern Illinois	2015
<b>High Jump</b>	<b>5'11.25"</b>	<b>Haleigh Knapp</b>	<b>Eastern Illinois</b>	<b>2016</b>
Long Jump	20'01.75"	Gayle Brandon	Eastern Illinois	1981
Triple Jump	41'03.75"	Jenna Uhe	Eastern Illinois	2008
Shot Put	50'06.00"	Kandace Arnold	Eastern Illinois	2010
Weight Throw	60'01.75"	Kandace Arnold	Eastern Illinois	2010
Pole Vault	14'07.25"	Jade Riebold	Eastern Illinois	2013
Pentathlon	3555 points	Tina Dawson	Eastern Illinois	1989

# MEN'S O'BRIEN FIELD RECORD HOLDERS

thru May 20, 2017 ... **Blue Bold** indicates record set during the 2017 season

EVENT	RESULT	RECORD HOLDER(S)	SCHOOL	YEAR
100-Meter Dash	10.15	Zye Boey	Eastern Illinois	2012
110-Meter Hurdles	13.50	Bob Martin	Southeastern Louisiana	1974
200-Meter Dash	20.30	Clancy Edwards	Cal Poly	1974
400-Meter Dash	45.60	Laurence Jones	Northeast Missouri	1974
400-Meter Hurdles	50.50	Carl Stevenson	Southern University	1974
800-Meter Run	1:48.10	Mark Robinson	Catholic University	1974
1500-Meter Run	3:45.70	Dennis Schultz	Northern Iowa	1974
3000-Meter Steeplechase	8:55.90	Steve Sooter	Seattle Pacific	1974
5000-Meter Run	14:02.30	Gerry Bently	South Dakota State	1974
10,000-Meter Run	29:10.10	Craig Virgin	Illinois	1975
4x100-Meter Relay	40.10	Names not available	Cal-State Northridge	1974
4x400-Meter Relay	3:07.10	Names not available	Illinois	1975
High Jump	7'03.50"	Tom Smith	Heyworth HS	1985
Long Jump	26'04.75"	Charleton Ehizuelen	Illinois	1975
Triple Jump	54'09.75"	Charleton Ehizuelen	Illinois	1975
Pole Vault	18'02.75"	Peter Geraghty	Eastern Illinois	2014
<b>Discus</b>	<b>193'07"</b>	<b>Cole Walderzak</b>	<b>Central Michigan</b>	<b>2016</b>
Hammer	215'08"	Darien Thornton	Grand Valley State	2015
Javelin	273'06"	Tom Pukstys	Adidas	1997
Shot Put	63'06.00"	Josh Freeman	Southern Illinois	2014
Decathlon	7699 points	Darrin Steele	Eastern Illinois	1992

# EIU MEN'S OUTDOOR RECORD HOLDERS

thru May 20, 2017 ... **Blue Bold** indicates record set during the 2017 season

EVENT	RESULT	RECORD HOLDER(S)	SCHOOL	YEAR
100-Meter Dash	10.15	Zye Boey	Eastern Illinois	2012
110-Meter Hurdles	13.81	Robert Johnson	Eastern Illinois	1979
200-Meter Dash	20.37	Zye Boey	Eastern Illinois	2012
400-Meter Dash	46.25	Jarrold Macklin	Eastern Illinois	2000
		Chad White	Eastern Illinois	1998
400-Meter Hurdles	49.79	Dan Steele	Eastern Illinois	1992
800-Meter Run	1:46.90	Jiim Maton	Eastern Illinois	1987
1500-Meter Run	3:41.87	Graham Morris	Eastern Illinois	2012
3000-Meter Steeplechase	8:49.37	Jake Stout	Eastern Illinois	2005
5000-Meter Run	14:00.7	Casey Reinking	Eastern Illinois	1979
10,000-Meter Run	29:23.3	Joe Sheeran	Eastern Illinois	1978
4x100-Meter Relay	39.79	Robinson, Edwards, Mohammed, Ilunga-Matthiesen	Eastern Illinois	2015
	39.79	Booth, Mohammed, Robinson, Ilunga-Matthiesen	Eastern Illinois	2015
4x400-Meter Relay	3:08.4	Callozzo, Johnson, Jones, Hatch	Eastern Illinois	1978
High Jump	7'00.50"	Ian Winston	Eastern Illinois	2010
Long Jump	25'07.25"	Darrell Brown	Eastern Illinois	1974
Triple Jump	53'09.00"	John Craft	Eastern Illinois	1969
Pole Vault	18'02.75"	Peter Geraghty	Eastern Illinois	2014
Discus	196'09"	Braidy Miller	Eastern Illinois	1992
Hammer	211'07"	Braidy Miller	Eastern Illinois	1992
Javelin	251'08"	Ron White	Eastern Illinois	2002
Shot Put	61'02.75"	Jeff Gennarelli	Eastern Illinois	1989
Decathlon	7699 points	Darrin Steele	Eastern Illinois	1992

# WOMEN'S O'BRIEN FIELD RECORD HOLDERS

*thru May 20, 2017 ... **Blue Bold** indicates record set during the 2017 season*

EVENT	RESULT	RECORD HOLDER(S)	SCHOOL	YEAR
100-Meter Dash	11:34	Katie Wise	Indiana State	2014
<b>100-Meter Hurdles</b>	<b>13.06</b>	<b>Pedrya Seymour</b>	<b>Illinois</b>	<b>2017</b>
200-Meter Dash	23.95	Chidera Obasih	Indiana State	2015
	23.95	Teneshia Peart	Florissant Valley Community College	2008
400-Meter Dash	52.96	Carlton Blackman	Southern Illinois	1987
400-Meter Hurdles	58.68	Latoya Griffith	Illinois	2012
800-Meter Run	2:07.44	Shelly McBride	Crete-Monee HS	1984
1500-Meter Run	4:26.42	Chante Groenewoud	Unattached	2012
3000-Meter Steeplechase	10:33.08	Britten Petrey	Illinois	2015
5000-Meter Run	16:29.90	Wendy Van Mierlo	Illinois State	1982
10,000-Meter Run	34:59.14	Chris Reid	Western Illinois	1982
4x100-Meter Relay	44.55	Names not available	Illinois	2012
4x400-Meter Relay	3:41.51	Names not available	Lincoln (Missouri)	2012
<b>High Jump</b>	<b>6'00"</b>	<b>Jelena Rowe</b>	<b>Chicago Heights Bloom HS</b>	<b>2017</b>
Long Jump	20'05.75"	Angie Taylor	Illinois State	1987
Triple Jump	42'04.75"	Malaikah Love	Unattached	2014
Pole Vault	14'01.75"	Jade Riebold	Eastern Illinois	2012
Discus	191'06"	Gia Lewis-Smallwood	Unattached	2009
		Connie Price	Unattached	1988
Hammer	226'05"	Jeneva Stevens	NYAC	2015
Javelin	166'11"	Leigh Petranoff	Illinois State	2012
Shot Put	61'11.50"	Brittany Smith	Unattached	2015
Heptathlon	5019 points	Marissa Golliday	Illinois	2012

# EIU WOMEN'S OUTDOOR RECORD HOLDERS

*thru May 20, 2017 ... **Blue Bold** indicates record set during the 2017 season*

EVENT	RESULT	RECORD HOLDER(S)	SCHOOL	YEAR
100-Meter Dash	11.64	Shawna Smith	Eastern Illinois	2009
110-Meter Hurdles	13.51	Jalisa Paramore	Eastern Illinois	2014
200-Meter Dash	23.74	Gail Stephens	Eastern Illinois	1983
400-Meter Dash	54.0	Gail Stephen	Eastern Illinois	1984
400-Meter Hurdles	1:00.73	Amina Jackson	Eastern Illinois	2015
800-Meter Run	2:06.37	Megan Gingerich	Eastern Illinois	2011
1500-Meter Run	4:24.60	Britney Whitehead	Eastern Illinois	2013
3000-Meter Steeplechase	10:23.91	Britney Whitehead	Eastern Illinois	2012
5000-Meter Run	17:03.8	Robin Smith	Eastern Illinois	1980
<b>10,000-Meter Run</b>	<b>35:20.52</b>	<b>Ruth Garippo</b>	<b>Eastern Illinois</b>	<b>2017</b>
4x100-Meter Relay	45.55	Nwordu, Golden, Grant, Smith	Eastern Illinois	2009
4x400-Meter Relay	3:42.39	Lackland, Greathouse, Johnson, Stephens	Eastern Illinois	1982
High Jump	6'00.50"	Haleigh Knapp	Eastern Illinois	2016
Long Jump	20'05.50"	Gayle Brandon	Eastern Illinois	1982
Triple Jump	41'09.75"	Ronesha Franklin	Eastern Illinois	2005
Pole Vault	14'05.25"	Jade Riebold	Eastern Illinois	2013
Discus	165'07"	Kandace Arnold	Eastern Illinois	2010
<b>Hammer</b>	<b>173'05"</b>	<b>Bryn Buckwalter</b>	<b>Eastern Illinois</b>	<b>2017</b>
Javelin	148'07"	Kristi Baum	Eastern Illinois	1987
Shot Put	52'06.75"	Kandace Arnold	Eastern Illinois	2010
Heptathlon	5085 points	Tina Dawson	Eastern Illinois	1989